MUTINA

Jali
by Patricia Urquiola



IT

Informazioni generali
Consigli di posa e manutenzione
Colori
Specifiche tecniche
Imballo

Ceramiche Mutina Spa

Via del Crociale 25 41042 Fiorano Modenese, Italia
T +39 0536812800 F +39 0536812808
info@mutina.it – www.mutina.it

Divisione Contract
arch@mutina.it



Informazioni generali

I dati, le informazioni e le indicazioni contenute nella presente scheda tecnica e negli ulteriori elaborati relativi al prodotto Jali by Patricia Urquiola sono di proprietà esclusiva di Ceramiche MUTINA S.p.a. La presente Scheda Tecnica fornisce all'acquirente le informazioni relative all'utilizzo del prodotto utili alla sua corretta posa e alla valutazione e prevenzione dei rischi derivanti dall'uso normale dello stesso.

collezione	Jali
design	Patricia Urquiola, 2023
produzione	Artigianale
materiale	Terracotta trafilata
formato nominale	24·12·24 cm (9"·4"·9")
premi	Interior Design Magazine's Best of Year Awards 2023 nella categoria Architectural Products
specifiche	– Elementi di produzione artigianale trafilati di spessore 12 cm – 3 colori: Neutro, Bianco e Nero Prodotto adatto sia per spazi residenziali che commerciali per la costruzione di pareti di altezza massima 4mt. L'acquirente non è esonerato dall'obbligo di verificare le informazioni ricevute, di assumere scelte progettuali e costruttive nel rispetto della buona tecnica costruttiva e delle normative, anche locali, vigenti alla data dell'utilizzo del prodotto e nel paese di destinazione finale dello stesso. Per il territorio nazionale italiano, in particolare, la norma NTC 2018 DECRETO MIN 27/01. È possibile montare JALI con o senza l'ausilio del profilo in legno. In caso di scelga di utilizzare l'elemento accessorio, Mutina fornisce il sigillante EC 1 plus per le emissioni VOC. Per il processo di installazione vedere il video di installazione.
pezzi speciali	Profilo lineare 300, profilo terminale 300.
categoria	UNI 11128/2004

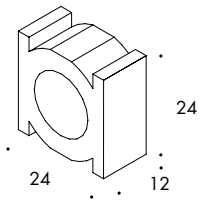

24·24·12cm
9"·4"·9"

pezzi speciali

Profilo lineare in legno verniciato.
Profilo terminale in legno verniciato con un'estremità sagomata ed un lato rimovibile per facilitare il montaggio della chiusura a soffitto.

profilo con posa verticale

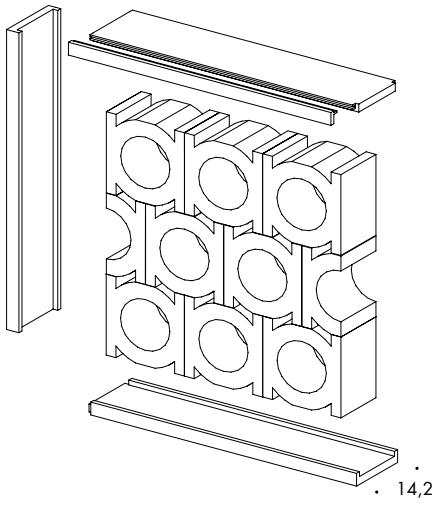

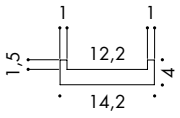

sezione profilo

colore

Argilla

profilo con posa orizzontale

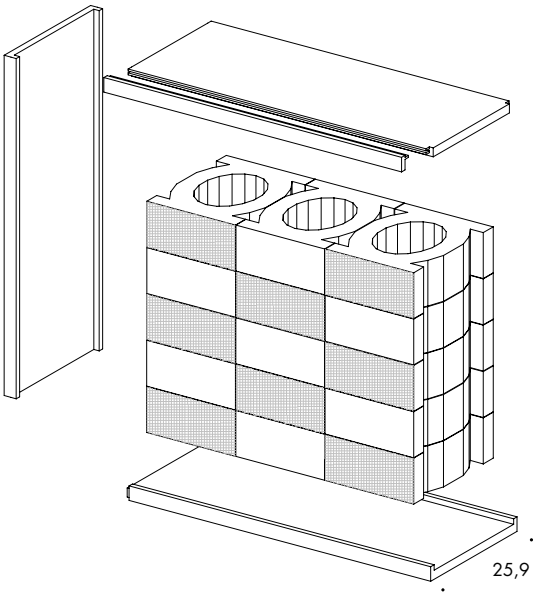



colore

Argilla

Per meglio uniformare le differenze dimensionali dei pezzi alternare il verso di posa.

L'acquirente non è esonerato dall'obbligo di verificare le informazioni ricevute, di assumere scelte progettuali e costruttive nel rispetto della buona tecnica costruttiva e delle normative, anche locali, vigenti alla data dell'utilizzo del prodotto e nel paese di destinazione finale dello stesso.

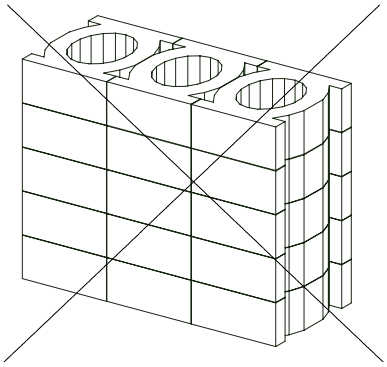

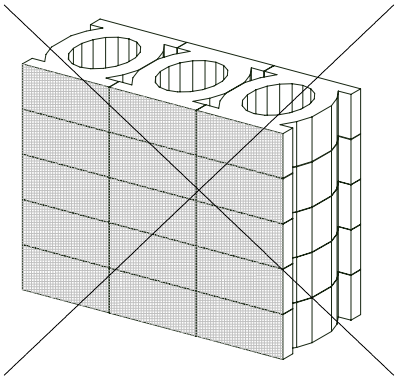

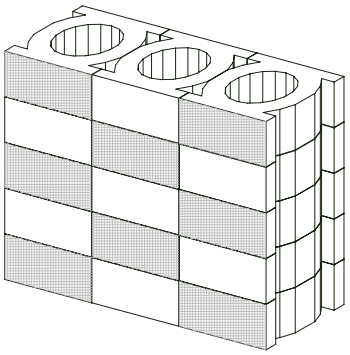

schemi di posa

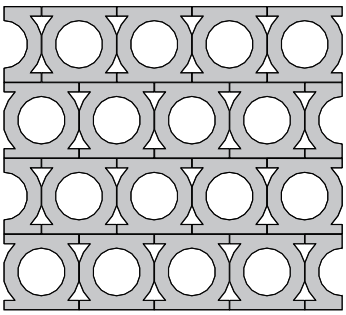

schema di posa 1
17,36 pz / mq

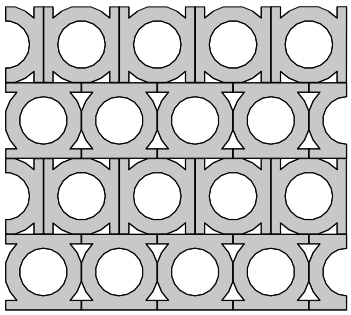

schema di posa 2
17,36 pz / mq

Per meglio uniformare le differenze dimensionali dei pezzi alternare il verso di posa.

L'acquirente non è esonerato dall'obbligo di verificare le informazioni ricevute, di assumere scelte progettuali e costruttive nel rispetto della buona tecnica costruttiva e delle normative, anche locali, vigenti alla data dell'utilizzo del prodotto e nel paese di destinazione finale dello stesso.

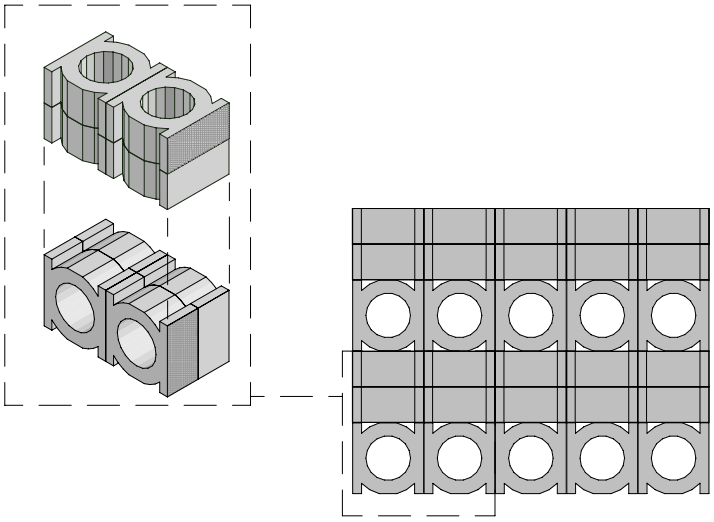

schema di posa 3
34,72 pz / mq

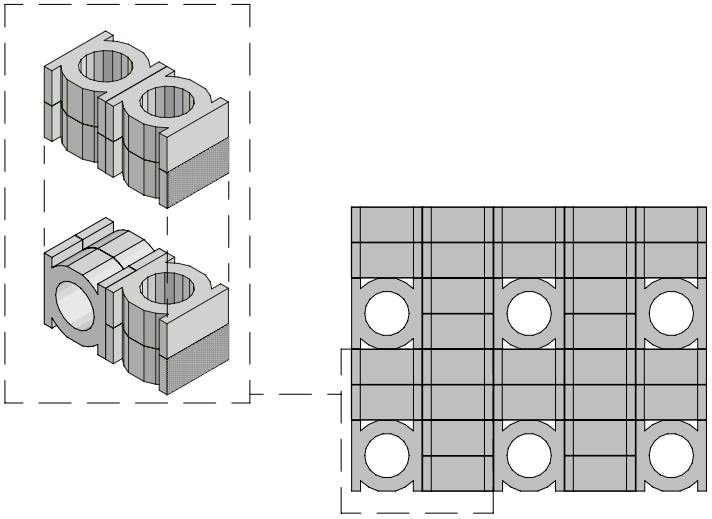

schema di posa 4
34,72 pz / mq

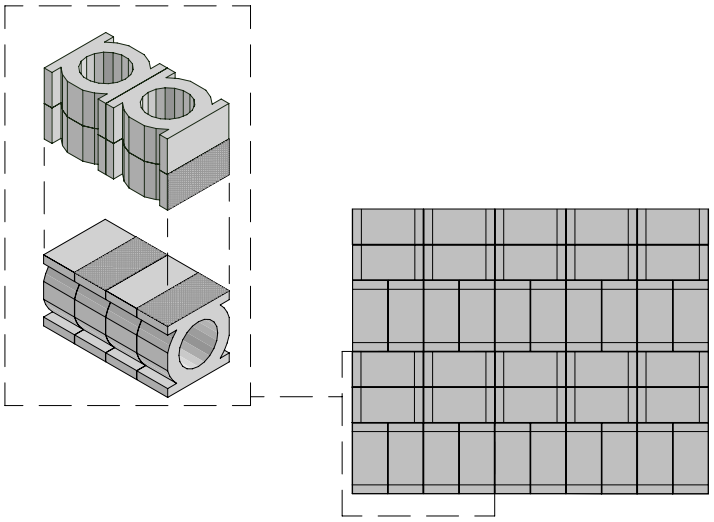

schema di posa 5
34,72 pz / mq

ANCORAGGIO SU 2 LATI
MAX h400 cm

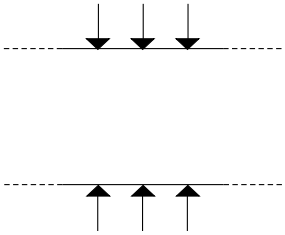

ANCORAGGIO SU 3 LATI
MAX h400x300 cm

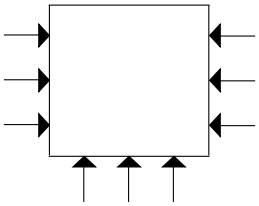

ANCORAGGIO SU 2 LATI
MAX h250x100 cm

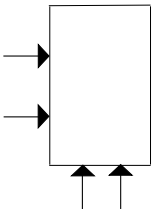

Consigli di posa e manutenzione

destinazione d'uso	Rivestimento – interno.
collante consigliato	Mutina sigillante: organico eco-compatibile esente da solventi.
fuga consigliata	–
stucco consigliato	–
consigli di pulizia fine cantiere	Evitare colature nell'applicazione. Se necessario attendere l'essicazione del prodotto e procedere all'asportazione mediante utensile a lama affilata.
pulizia generale (piastrelle posate)	–
calibro (misura reale)	24·24·12 cm con 3 mm di tolleranza (prodotto artigianale)

Colori



Neutro



Nero



Bianco

Specifiche tecniche

NORMA	CARATTERISTICHE	VALORE PRESCRITTO	JALI
UNI EN 772-16	dimensioni	da dichiarare	T2 – R2
UNI EN 772-21:2011	assorbimento d'acqua	da dichiarare	12.5%
UNI EN 772-5:2016	tenore di sali solubili attivi	da dichiarare	S2
UNI EN CEN/TS 772- 22:2006	resistenza al gelo	da dichiarare	F1
D.M. 1401/2008	determinazione dei carichi variabili orizzontali	da dichiarare	C2
LEED CERTIFICATION 4.1			10% materiale riciclato
VOC EMISSION			disponibile su richiesta
DECLARATION OF CONTENTS			disponibile su richiesta
SDS			disponibile su richiesta
BPD3			disponibile su richiesta
HDP			disponibile su richiesta

Imballo

FORMATO	PZ·MQ	PZ·SCAT	SCAT·PAL	MQ·PAL	PZ·PAL	KG·PC	KG·PAL
neutro	-	-	-	3,69	64	8,20	535
bianco, nero	-	2	36	4,15	72	8,20	600
schema di posa 1	17,36						
schema di posa 2	17,36						
schema di posa 3	34,72						
schema di posa 4	34,72						
schema di posa 5	34,72						

MUTINA

Jali
by Patricia Urquiola



EN

General information
Laying and maintenance tips
Colors
Technical features
Packing

Ceramiche Mutina Spa

Via del Crociale 25 41042 Fiorano Modenese, Italia
T +39 0536812800 F +39 0536812808
info@mutina.it – www.mutina.it

Divisione Contract
arch@mutina.it



General information

The data, information and indications contained in this technical data sheet and in further documents relating to the Jali by Patricia Urquiola product are the exclusive property by Ceramiche MUTINA S.p.a. This Technical Data Sheet provides the buyer with information relating to the use of the product useful for its correct installation and evaluation and prevention of risks arising from the normal use of the same.

collection	Jali
design	Patricia Urquiola, 2023
production	Artisanal
material	Extruded terracotta
nominal sizes	24·12·24 cm (9”·4”·9”)
specification	– Artisanal extruded partition elements, 12 cm thick. – 3 Colours: Neutro, Bianco and Nero This product is suitable for both residential and commercial spaces to construct walls with a maximum height of 4 metres. The buyer is not released from the obligation of checking the information received, and for making design and construction choices in compliance with good construction techniques and regulations, including local ones, in force at the time of use of the product and in the country of final destination. The NTC 2018 DECRETO MIN 27/01 regulation shall apply in Italy. It is possible to install JALI with or without the aid of the wooden profile. In case you choose to use the accessory element, Mutina provides the EC 1 plus adhesive for VOC emissions. – For installation process see the installation video.
award	Interior Design Magazine’s Best of Year Awards 2023 in the Category Architectural Products
complementary pieces	Linear profile 300, top profile 300
category	UNI 11128/2004

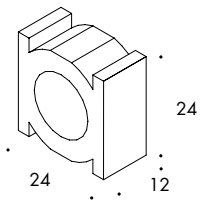

24·24·12 cm
9”·4”·9”

complementary pieces

Linear painted wooden profile
Top painted wooden profile with one shaped end to make clamping easier

profile with vertical installation

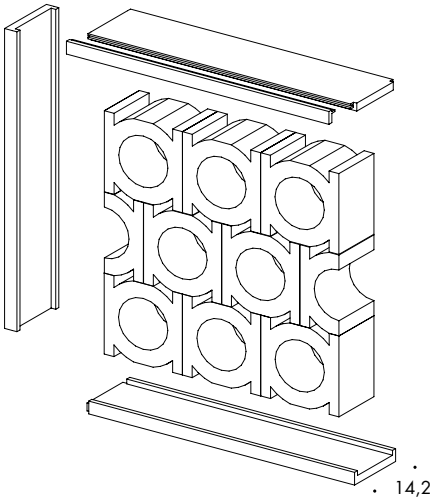

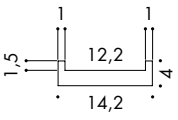

section

colour

Argilla

profile with horizontal installation

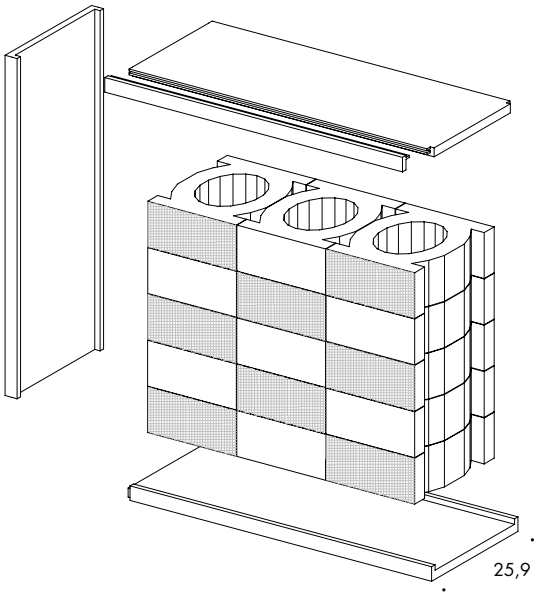



colour

Argilla

To ensure greater dimensional uniformity among the pieces, it is recommended to alternate the laying direction.

The buyer is responsible for verifying the information received and for ensuring that the design and construction decisions comply with proper construction techniques and regulations, including local laws applicable at the time of the product's use and in the country of its final destination.

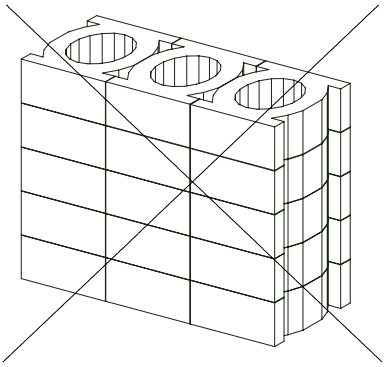

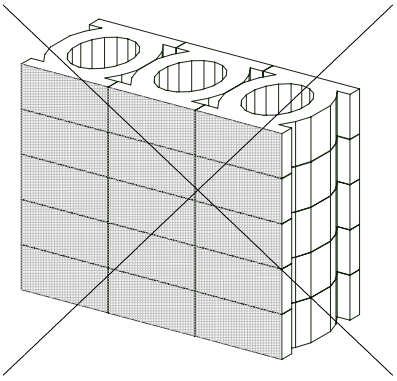

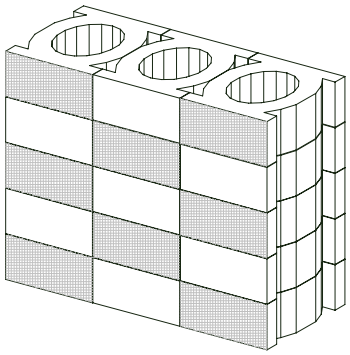

laying scheme

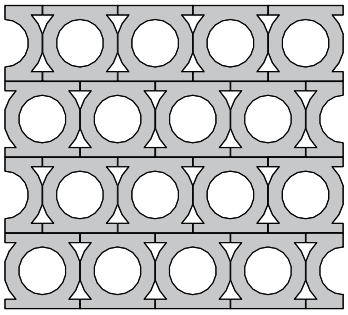

laying scheme 1
17,36 pcs / sqm

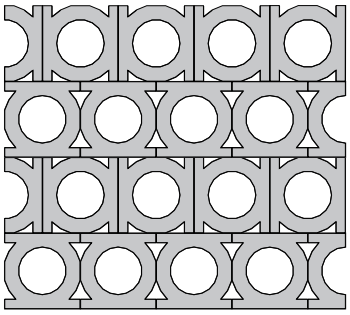

laying scheme 2
17,36 pcs / sqm

To ensure greater dimensional uniformity among the pieces, it is recommended to alternate the laying direction.

The buyer is responsible for verifying the information received and for ensuring that the design and construction decisions comply with proper construction techniques and regulations, including local laws applicable at the time of the product's use and in the country of its final destination.

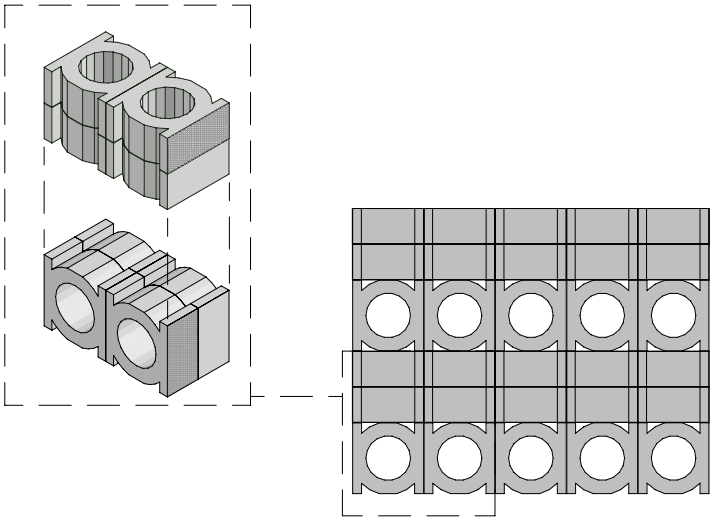

laying scheme 3
34,72 pz / mq

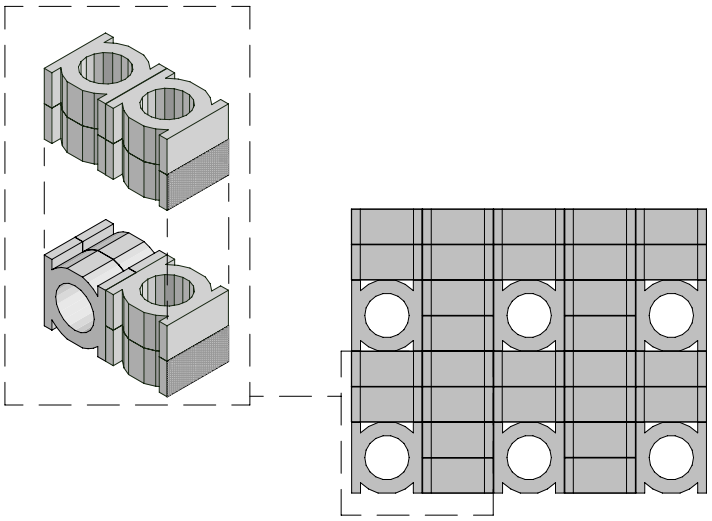

laying scheme 4
34,72 pz / mq

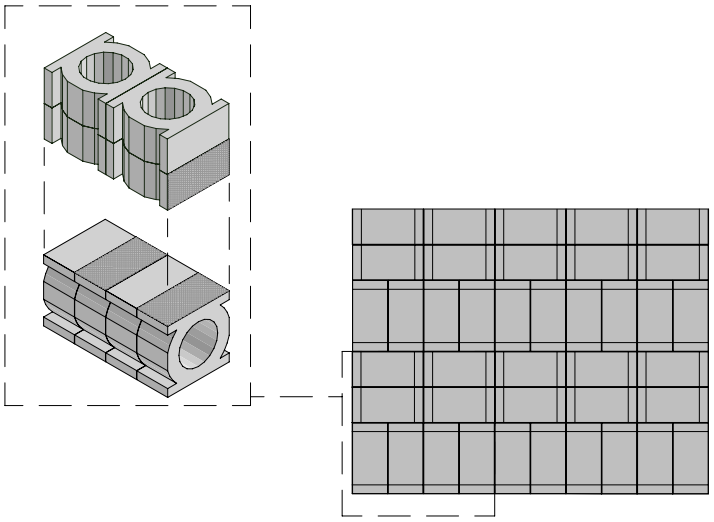

laying scheme 5
34,72 pz / mq

ANCHORING ON 2 SIDES
MAX h400 cm

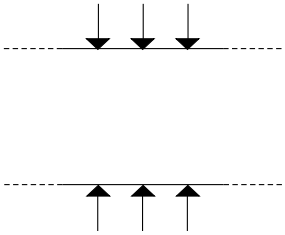

ANCHORING ON 3 SIDES
MAX h400x300 cm

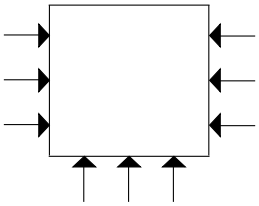

ANCHORING ON 2 SIDES
MAX h250x100 cm

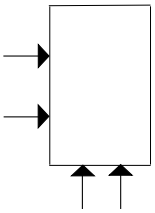

Laying and maintenance tips

use	Wall – indoor.
reccommended adhesive	Mutina adhesive: solvents-free, eco-friendly organic adhesive.
reccommended joints	–
reccommended fillers	–
cleaning at the end of installation	Avoid drippings during installation. If needed the excess can be removed after the product has dried, using a tool with a sharp edge.
general cleaning (installed tiles)	–
calibers (real size)	24·24·12 cm 3 mm tolerance (artisanal product)

Colours



Neutro



Nero



Bianco

Technical features

STANDARD	FEATURES	VALUE REQUIRED	JALI
UNI EN 772-16	dimensions	to declare	T2 – R2
UNI EN 772-21:2011	water absorption	to declare	12.5%
UNI EN 772-5:2016	content of active soluble salts	to declare	S2
UNI EN CEN/TS 772- 22:2006	freeze-thaw resistance	to declare	F1
D.M. 1401/2008	determination of horizontal variable loads	to declare	C2
LEED CERTIFICATION 4.1			10% recycled material
VOC EMISSION			available upon request
DECLARATION OF CONTENTS			available upon request
SDS			available upon request
BPD3			available upon request
HDP			available upon request

Packing

SIZE	PCS·SQM	PCS·BOX	BOX·PAL	SQM·PAL	PCS·PAL	KG·PC	KG·PAL
neutro	-	-	-	3,69	64	8,20	535
bianco, nero	-	2	36	4,15	72	8,20	600
laying scheme 1	17,36						
laying scheme 2	17,36						
laying scheme 3	34,72						
laying scheme 4	34,72						
laying scheme 5	34,72						

MUTINA

Jali
by Patricia Urquiola



ES

Información general
Consejos de colocación y mantenimiento
Colores
Especificación técnica
Embalaje

Ceramiche Mutina Spa

Via del Crociale 25 41042 Fiorano Modenese, Italia
T +39 0536812800 F +39 0536812808
info@mutina.it – www.mutina.it

División Contract
arch@mutina.it



Información general

La información, las indicaciones y los datos contenidos en esta Ficha Técnica y en los demás documentos relativos al producto Jali by Patricia Urquiola son propiedad exclusiva de Ceramiche MUTINA S.p.A. Esta Ficha Técnica proporciona al comprador información sobre el uso del producto, de utilidad para su correcta colocación y para la evaluación y prevención de los riesgos derivados de su uso normal.

colección	Jali
diseño	Patricia Urquiola, 2023
producción	Artesanal
material	Barro extruido
tamaño nominal	24·12·24 cm (9″·4″·9″)
premios	Interior Design Magazine's Best of Year Awards 2023 el la categoría Architectural Products
especificaciones	– Elemento divisorio fabricado artesanalmente, 12 cm de espesor. – 3 Colors: Neutro, Bianco y Nero Producto apto para la construcción de paredes con una altura máxima de 4 m en espacios residenciales y comerciales. El comprador no queda eximido de la obligación de verificar la información recibida, realizar elecciones de diseño y construcción respetando las buenas técnicas de construcción y las normativas, incluidas las locales, vigentes en el momento de la utilización del producto y en el país de destino final del mismo. En el territorio nacional italiano, en particular, se aplican las NTC 2018 DECRETO MIN 27/01 (Normas Técnicas de la Construcción establecidas por el Decreto Ministerial de 27 de enero de 2018) Es posible instalar JALI con o sin la ayuda del perfil de madera. En caso de que elija utilizar el elemento accesorio, Mutina proporciona el adhesivo EC 1 plus para emisiones de COV. – Para el proceso de instalación, vea el video de instalación.
piezas complementarias	Perfil lineal 300, perfil superior 300.
normativa	UNI 11128/2004

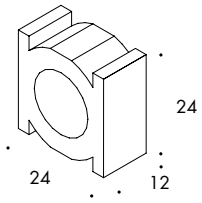

24·24·12 cm
9″·4″·9″

piezas complementarias

Perfil lineal de madera pintado.
Perfil de madera pintado superior con un extremo en forma para facilitar la sujeción.

perfil con instalación vertical

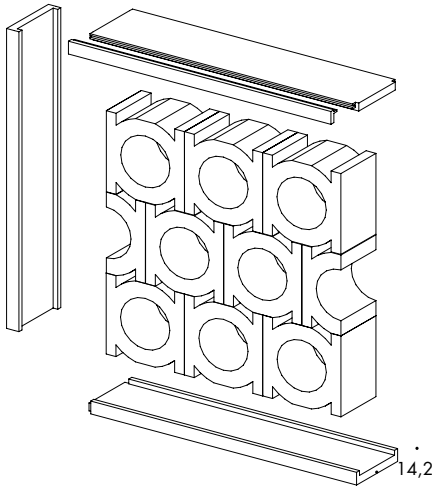

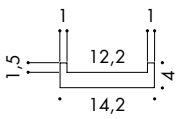

sección

color

Argilla

perfil con instalación horizontal

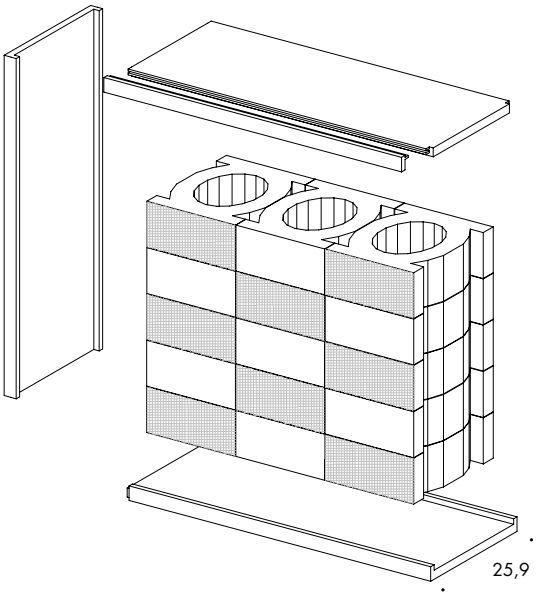



color

Argilla

Para uniformar mejor las diferencias dimensionales de las piezas, se recomienda alternar la dirección de colocación.

El comprador no queda eximido de la obligación de verificar la información recibida, de tomar decisiones en cuanto al proyecto y construcción, respetando las buenas técnicas de construcción y las normativas, incluidas aquellas locales, vigentes en la fecha de utilización del producto y en el país de destino final.

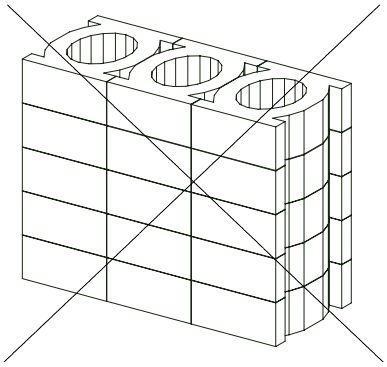

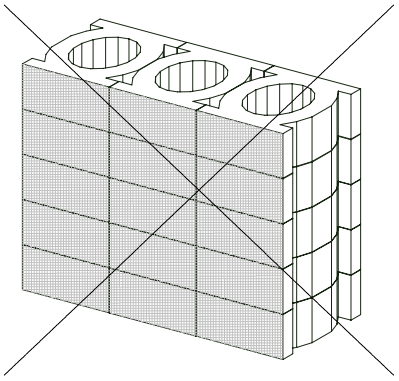

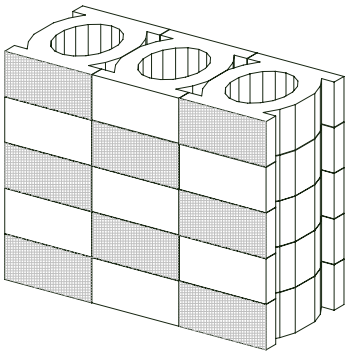

Esquema de colocación

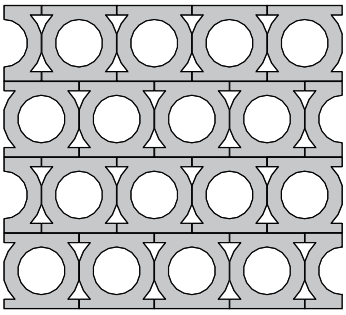

Esquema de colocación 1
17,36 pcs / sqm

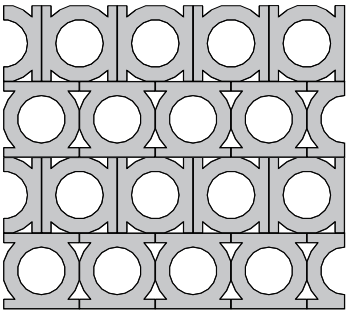

Esquema de colocación 2
17,36 pcs / sqm

Para uniformar mejor las diferencias dimensionales de las piezas, se recomienda alternar la dirección de colocación.

El comprador no queda eximido de la obligación de verificar la información recibida, de tomar decisiones en cuanto al proyecto y construcción, respetando las buenas técnicas de construcción y las normativas, incluidas aquellas locales, vigentes en la fecha de utilización del producto y en el país de destino final.

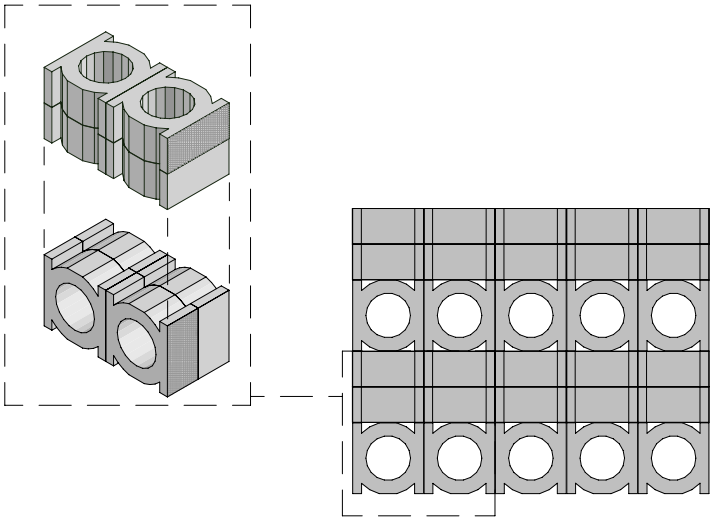

Esquema de colocación 3
34,72 pz / mq

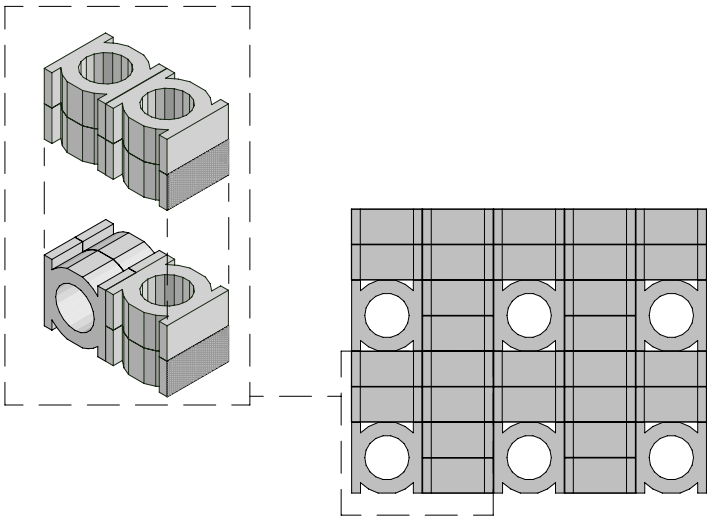

Esquema de colocación 4
34,72 pz / mq

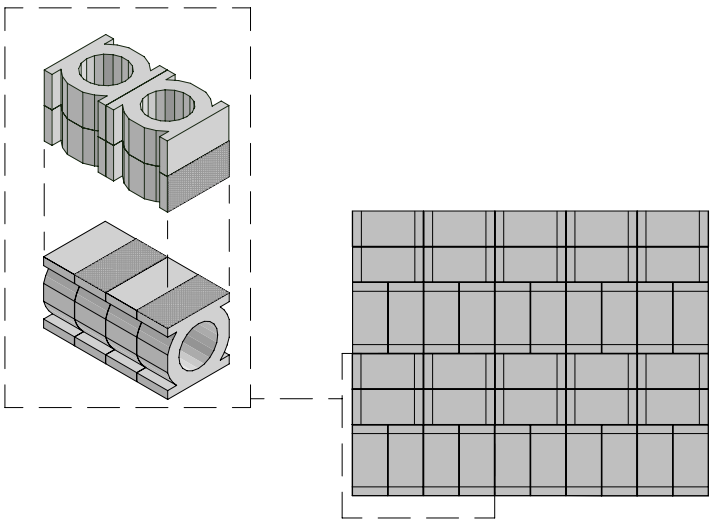

Esquema de colocación 5
34,72 pz / mq

Fisher fijación eje largo SXR 8x80

ANCLAJE EN 2 LADOS
MAX h400 cm

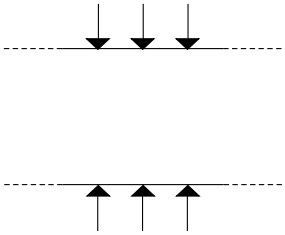

ANCLAJE EN 3 LADOS
MAX h400x300 cm

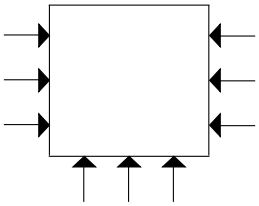

ANCLAJE EN 2 LADOS
MAX h250x100 cm

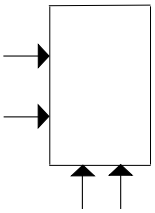

Consejos de colocación y mantenimiento

uso	Producto adecuado para ambientes interiores.
adhesivo recomendado	Sellador organico ecologico sin solventes, producido por Kerakoll exclusivamente para Mutina
junta recomendada	–
junta recomendadas	–
consejos para la limpieza	Evite gotear en la aplicación. Si es necesario, esperar a que el producto se seque y seguir con la extracción con una herramienta de cuchilla afilada.
de fin de obra	–
calibre (medidas reales)	24·24·12 cm con 3 mm tolerancia (producción artesanal)

Colores



Neutro



Nero



Bianco

Especificación técnica

STANDARD	FEATURES	VALUE REQUIRED	JALI
UNI EN 772-16	dimensions	to declare	T2 – R2
UNI EN 772-21:2011	water absorption	to declare	12.5%
UNI EN 772-5:2016	content of active soluble salts	to declare	S2
UNI EN CEN/TS 772- 22:2006	freeze-thaw resistance	to declare	F1
D.M. 1401/2008	determination of horizontal variable loads	to declare	C2
LEED CERTIFICATION 4.1			10% recycled material
VOC EMISSION			available upon request
DECLARATION OF CONTENTS			available upon request
SDS			available upon request
BPD3			available upon request
HDP			available upon request

Embalaje

SIZE	PCS·SQM	PCS·BOX	BOX·PAL	SQM·PAL	PCS·PAL	KG·PC	KG·PAL
neutro	-	-	-	3,69	64	8,20	535
bianco, nero	-	2	36	4,15	72	8,20	600
Esquema de colocación 1	17,36						
Esquema de colocación 2	17,36						
Esquema de colocación 3	34,72						
Esquema de colocación 4	34,72						
Esquema de colocación 5	34,72						

MUTINA

Jali
by Patricia Urquiola



FR

Informations générales
Conseils de pose et d'entretien
Couleurs
Caractéristiques techniques
Emballage

Ceramiche Mutina Spa

Via del Crociale 25 41042 Fiorano Modenese, Italia
T +39 0536812800 F +39 0536812808
info@mutina.it – www.mutina.it

Département Contract
arch@mutina.it



Informations générales

Les données, les informations et les indications contenues dans la présente fiche technique et dans les autres documents relatifs au produit Jali by Patricia Urquiola sont la propriété exclusive de Ceramiche MUTINA S.p.a. La présente Fiche Technique fournit à l'acheteur les informations relatives à l'utilisation du produit utiles pour l'exécution correcte de sa pose ainsi que pour l'évaluation et la prévention des risques résultant de l'utilisation normale de ce même produit.

collection	Jali
design	Patricia Urquiola, 2023
production	Artisanal
matériel	Terre cuite extrudée
dimensions nominales	24·12·24 cm (9"·4"·9")
primes	Interior Design Magazine's Best of Year Awards 2023 dans la catégorie Architectural Products
spécifications	– Éléments de séparation extrudés fabrication artisanale, 12cm d'épaisseur – 3 Couleurs: Neutro, Bianco et Nero Produit adapté aux espaces résidentiels et commerciaux pour la construction de murs d'une hauteur maximale de 4 m. L'acheteur n'est pas exempté de l'obligation de vérifier les informations reçues, de prendre des décisions en matière de conception et de construction dans le respect de la bonne technique de construction et des réglementations, y compris locales, en vigueur à la date de l'utilisation du produit et dans le pays de la destination finale de celui-ci. Pour le territoire national italien, en particulier, la norme NTC 2018 DECRETO MIN 27/01. Il est possible d'installer JALI avec ou sans l'aide du profil en bois. Si vous choisissez d'utiliser l'élément accessoire, Mutina fournit l'adhésif EC 1 plus pour les émissions de COV. – Pour le processus d'installation, voir la vidéo d'installation.
pièces de finition	Profil "linéaire" 300, profil supérieur "terminal" 300
classification	UNI 11128/2004

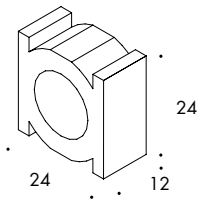

24·24·12 cm
9"·4"·9"

pièces de finition

Profil linéaire en bois peint.
Profil supérieur en bois peint avec une extrémité formée pour faciliter la fixation.

profil avec installation verticale

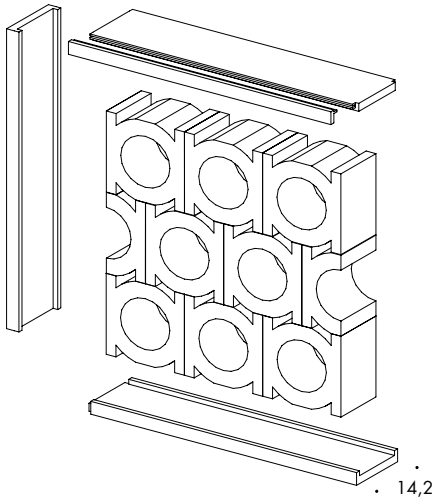

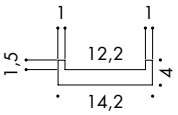

section

couleur

Argilla

profil avec installation horizontale

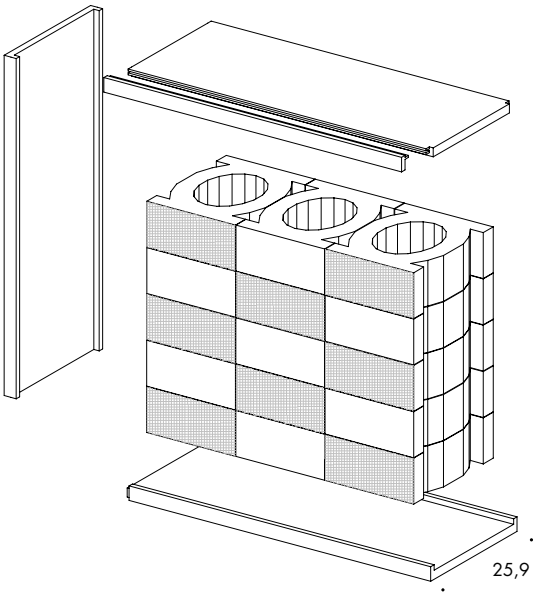



couleur

Argilla

Pour mieux uniformiser les différences dimensionnelles des pièces, alterner le côté de pose.

L'acheteur n'est pas exempté de l'obligation de vérifier les informations reçues, de faire des choix conceptuels et de construction dans le respect de la bonne technique de fabrication et des réglementations, y compris locales, en vigueur à la date de l'utilisation du produit et dans le pays de destination finale de celui-ci.

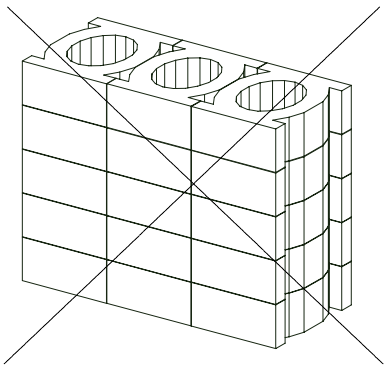

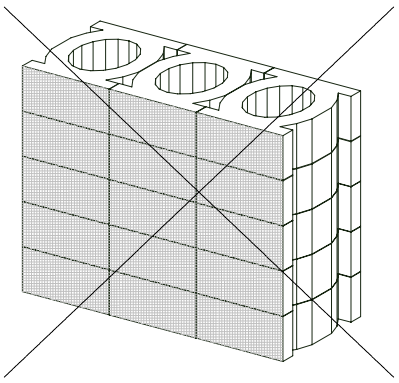

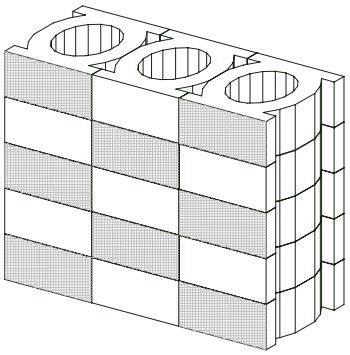

schéma de pose

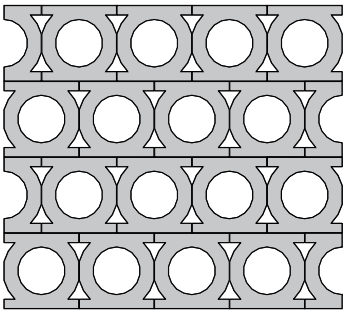

schéma de pose 1
17,36 pcs / sqm

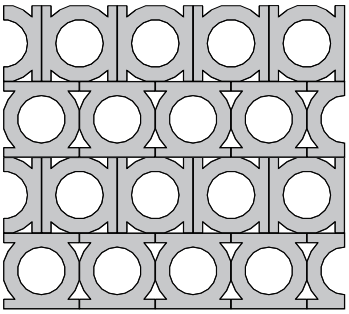

schéma de pose 2
17,36 pcs / sqm

Pour mieux uniformiser les différences dimensionnelles des pièces, alterner le côté de pose.

L'acheteur n'est pas exempté de l'obligation de vérifier les informations reçues, de faire des choix conceptuels et de construction dans le respect de la bonne technique de fabrication et des réglementations, y compris locales, en vigueur à la date de l'utilisation du produit et dans le pays de destination finale de celui-ci.

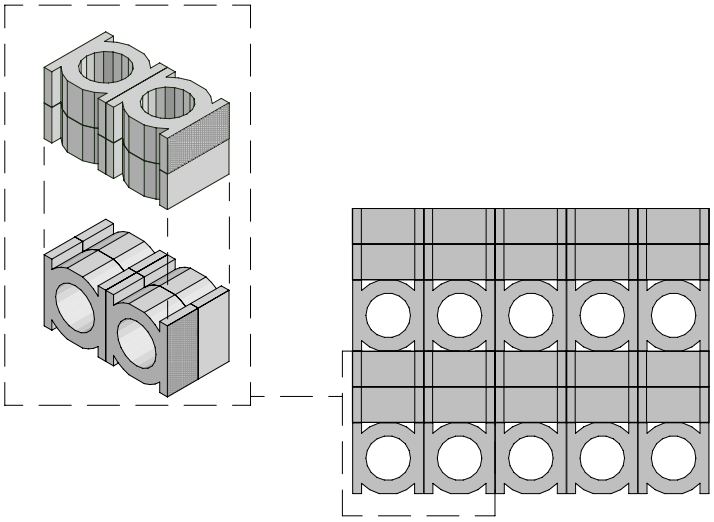

schéma de pose 3
34,72 pz / mq

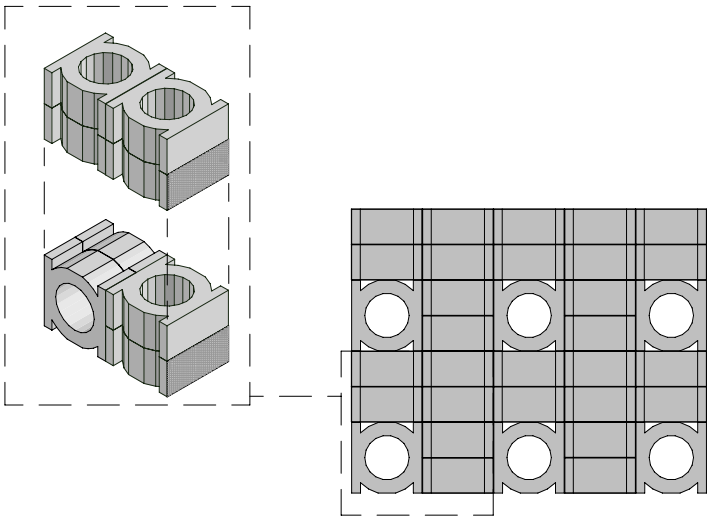

schéma de pose 4
34,72 pz / mq

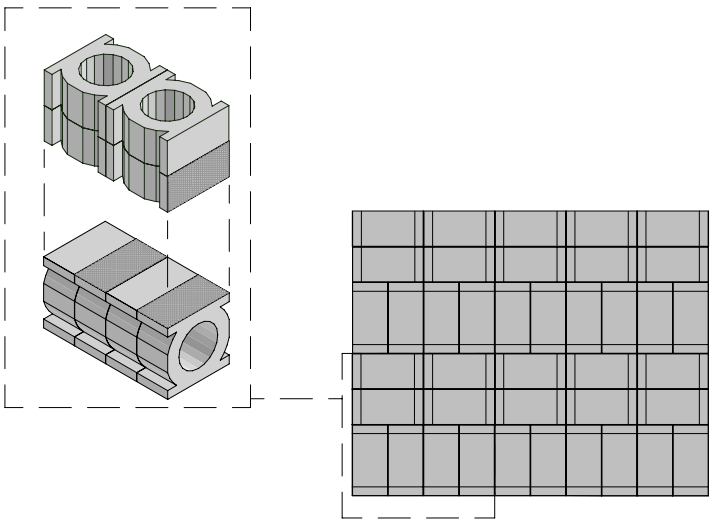

schéma de pose 5
34,72 pz / mq

Fixation Fisher cheville rallongée SXR 8x80

ANCRAGE SUR 2 CÔTÉS
MAX h400 cm

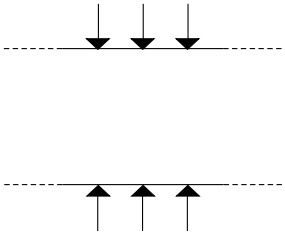

ANCRAGE SUR 3 CÔTÉS
MAX h400x300 cm

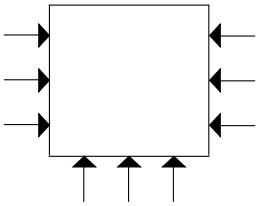

ANCRAGE SUR 2 CÔTÉS
MAX h250x100 cm

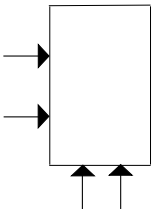

Conseils de pose et d'entretien

destination d'utilisation	Produit utilisable en intérieur uniquement.
colle recommandée	Scellant organique éco-compatible sans solvants.
dimension recommandée du joint	–
type de joint recommandée	–
entretien courant	Évitez les coulées lors de l'application du produit. Si nécessaire, attendez que le produit sèche et retirez-le à l'aide d'un outil tranchant.
entretien courant (produit posé)	–
calibres (dimensions réelles)	24·24·12 cm. Le produit est artisanal et fait à la main, par conséquent chaque carreau a une tolérance dimensionnelle de 3 mm

Couleurs



Neutro



Nero



Bianco

Caractéristiques techniques

STANDARD	FEATURES	VALUE REQUIRED	JALI
UNI EN 772-16	dimensions	to declare	T2 – R2
UNI EN 772-21:2011	water absorption	to declare	12.5%
UNI EN 772-5:2016	content of active soluble salts	to declare	S2
UNI EN CEN/TS 772- 22:2006	freeze-thaw resistance	to declare	F1
D.M. 1401/2008	determination of horizontal variable loads	to declare	C2
LEED CERTIFICATION 4.1			10% recycled material
VOC EMISSION			available upon request
DECLARATION OF CONTENTS			available upon request
SDS			available upon request
BPD3			available upon request
HDP			available upon request

Emballage

SIZE	PCS·SQM	PCS·BOX	BOX·PAL	SQM·PAL	PCS·PAL	KG·PC	KG·PAL
neutro	-	-	-	3,69	64	8,20	535
bianco, nero	-	2	36	4,15	72	8,20	600
Schéma de pose 1	17,36						
Schéma de pose 2	17,36						
Schéma de pose 3	34,72						
Schéma de pose 4	34,72						
Schéma de pose 5	34,72						

MUTINA

Jali outdoor
by Patricia Urquiola



IT

Informazioni generali
Consigli di posa e manutenzione
Colori
Specifiche tecniche
Imballo

Ceramiche Mutina Spa

Via del Crociale 25 41042 Fiorano Modenese, Italia
T +39 0536812800 F +39 0536812808
info@mutina.it – www.mutina.it

Divisione Contract
arch@mutina.it



Informazioni generali

I dati, le informazioni e le indicazioni contenute nella presente scheda tecnica e negli ulteriori elaborati relativi al prodotto Jali outdoor by Patricia Urquiola sono di proprietà esclusiva di Ceramiche MUTINA S.p.a. La presente Scheda Tecnica fornisce all'acquirente le informazioni relative all'utilizzo del prodotto utili alla sua corretta posa e alla valutazione e prevenzione dei rischi derivanti dall'uso normale dello stesso.

collezione	Jali outdoor
design	Patricia Urquiola, 2025
produzione	Artigianale
materiale	Terracotta trafilata
formato nominale	24·12·24 cm (9"·4"·9")
premi	Interior Design Magazine's Best of Year Awards 2023 nella categoria Architectural Products
specifiche	– Elementi di produzione artigianale trafilati di spessore 12 cm – 3 colori: Neutro, Bianco e Nero Prodotto adatto sia per spazi residenziali che commerciali per la costruzione di pareti di altezza massima 4mt. L'acquirente non è esonerato dall'obbligo di verificare le informazioni ricevute, di assumere scelte progettuali e costruttive nel rispetto della buona tecnica costruttiva e delle normative, anche locali, vigenti alla data dell'utilizzo del prodotto e nel paese di destinazione finale dello stesso. Per il territorio nazionale italiano, in particolare, la norma NTC 2018 DECRETO MIN 27/01. È possibile montare JALI OUTDOOR con o senza l'ausilio del profilo in legno. In caso di scelga di utilizzare l'elemento accessorio, Mutina fornisce il sigillante EC 1 plus per le emissioni VOC. Per il processo di installazione vedere il video di installazione.
pezzi speciali	Profilo lineare 300, profilo terminale 300.
categoria	UNI 11128/2004

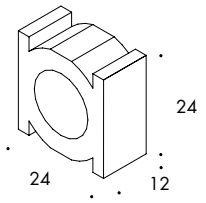

24·24·12cm
9"·4"·9"

pezzi speciali

Profilo lineare in legno verniciato (adatto per uso esterno).
Profilo terminale in legno verniciato (adatto per uso esterno) con un'estremità sagomata ed un lato rimovibile per facilitare il montaggio della chiusura a soffitto.

profilo con posa verticale

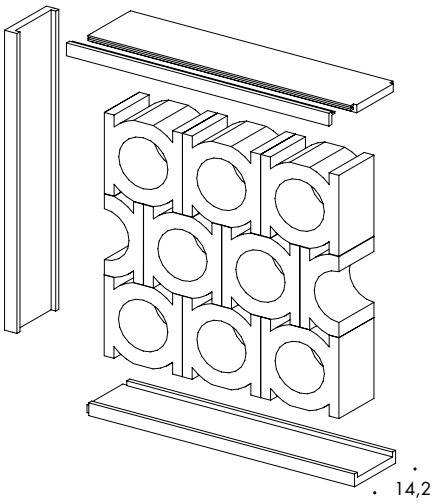

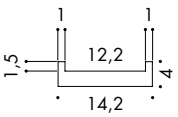

sezione profilo

colore

Argilla

profilo con posa orizzontale

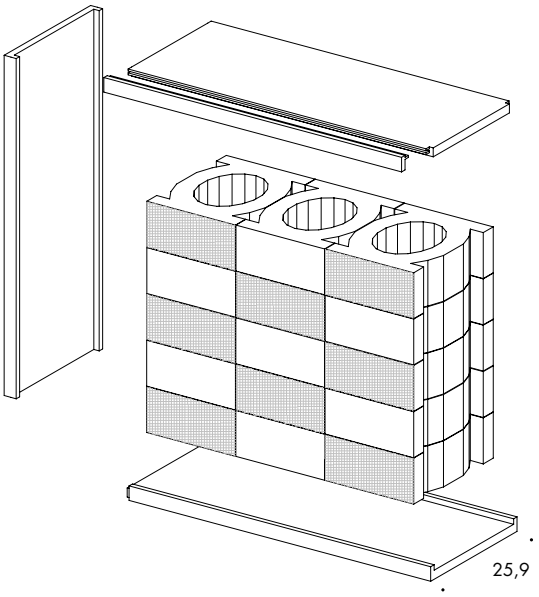



colore

Argilla

Per meglio uniformare le differenze dimensionali dei pezzi alternare il verso di posa.

L'acquirente non è esonerato dall'obbligo di verificare le informazioni ricevute, di assumere scelte progettuali e costruttive nel rispetto della buona tecnica costruttiva e delle normative, anche locali, vigenti alla data dell'utilizzo del prodotto e nel paese di destinazione finale dello stesso.

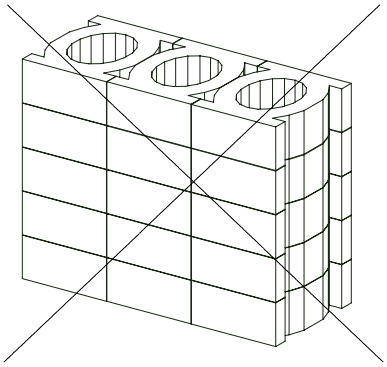

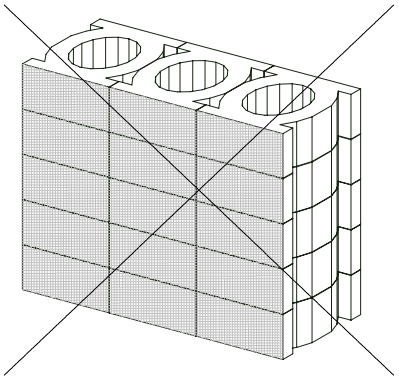

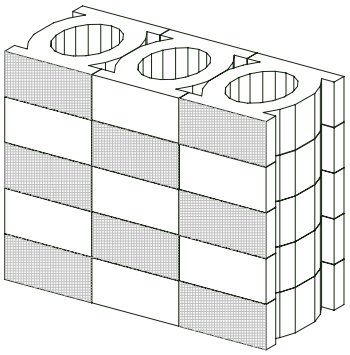

schemi di posa

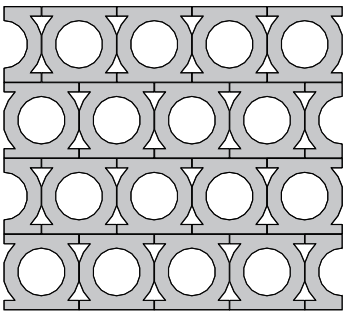

schema di posa 1
17,36 pz / mq

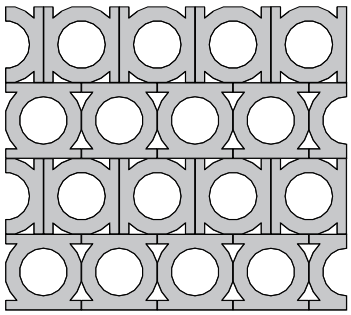

schema di posa 2
17,36 pz / mq

Per meglio uniformare le differenze dimensionali dei pezzi alternare il verso di posa.

L'acquirente non è esonerato dall'obbligo di verificare le informazioni ricevute, di assumere scelte progettuali e costruttive nel rispetto della buona tecnica costruttiva e delle normative, anche locali, vigenti alla data dell'utilizzo del prodotto e nel paese di destinazione finale dello stesso.

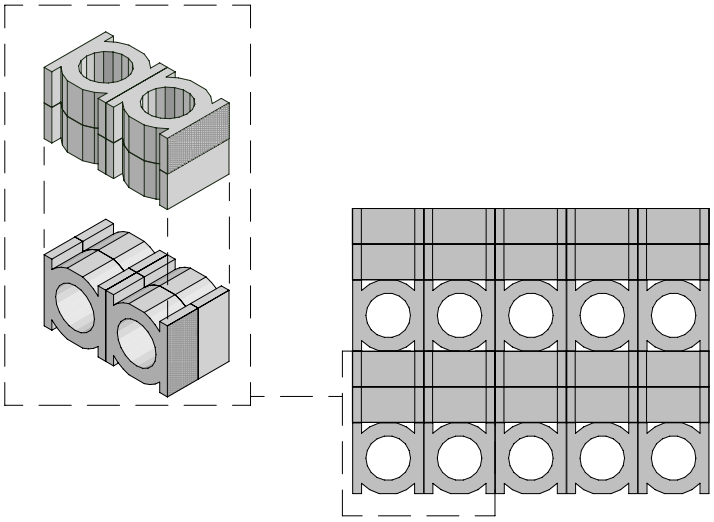

schema di posa 3
34,72 pz / mq

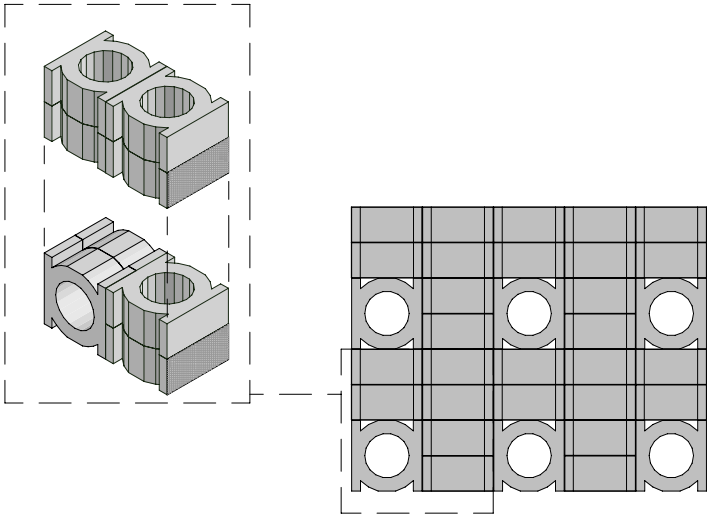

schema di posa 4
34,72 pz / mq

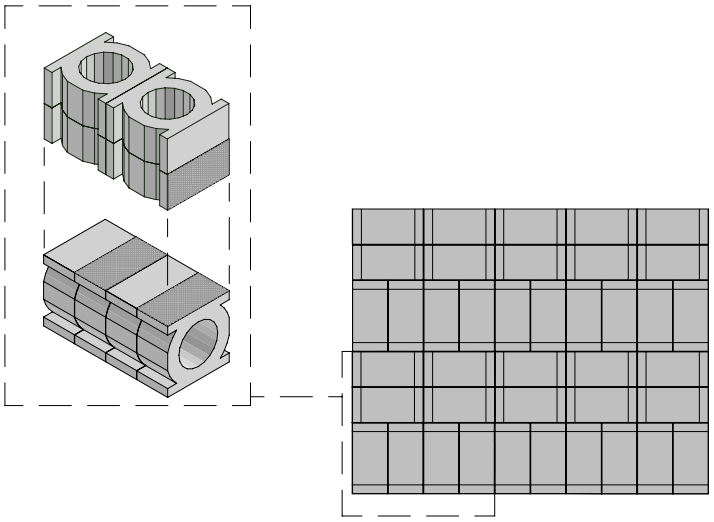

schema di posa 5
34,72 pz / mq

Fisher SXR fissaggio prolungato 8x80

ANCORAGGIO SU 2 LATI
MAX h400 cm

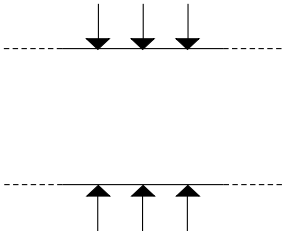

ANCORAGGIO SU 3 LATI
MAX h400x300 cm

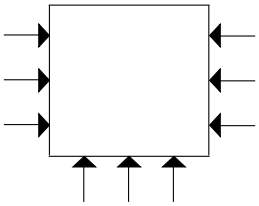

ANCORAGGIO SU 2 LATI
MAX h250x100 cm

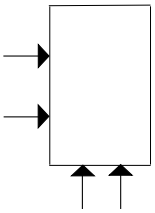

Consigli di posa e manutenzione

destinazione d'uso	Rivestimento esterno secondo norma UNI EN 722-22 con marcatura "F2 - esposizione severa".
collante consigliato	Mutina sigillante: organico eco-compatibile esente da solventi.
fuga consigliata	–
stucco consigliato	–
consigli di pulizia fine cantiere	Evitare colature nell'applicazione. Se necessario attendere l'essicazione del prodotto e procedere all'asportazione mediante utensile a lama affilata.
pulizia generale (piastrelle posate)	–
calibro (misura reale)	24·24·12 cm con 3 mm di tolleranza (prodotto artigianale)

Colori



Neutro



Nero



Bianco

Specifiche tecniche

NORMA	CARATTERISTICHE	VALORE PRESCRITTO	JALI OUTDOOR
UNI EN 772-16	dimensioni	da dichiarare	T2 – R2
UNI EN 772-21:2011	assorbimento d'acqua	da dichiarare	12.5%
UNI EN 772-5:2016	tenore di sali solubili attivi	da dichiarare	S2
UNI EN CEN/TS 772- 22:2006	resistenza al gelo	da dichiarare	F2
D.M. 1401/2008	determinazione dei carichi variabili orizzontali	da dichiarare	C2
LEED CERTIFICATION 4.1			10% materiale riciclato
VOC EMISSION			disponibile su richiesta
DECLARATION OF CONTENTS			disponibile su richiesta
SDS			disponibile su richiesta
BPD3			disponibile su richiesta
HDP			disponibile su richiesta

Imballo

FORMATO	PZ·MQ	PZ·SCAT	SCAT·PAL	MQ·PAL	PZ·PAL	KG·PC	KG·PAL
neutro	-	-	-	3,69	64	8,20	535
bianco, nero	-	2	36	4,15	72	8,20	600
schema di posa 1	17,36						
schema di posa 2	17,36						
schema di posa 3	34,72						
schema di posa 4	34,72						
schema di posa 5	34,72						

MUTINA

Jali outdoor
by Patricia Urquiola



EN

General information
Laying and maintenance tips
Colors
Technical features
Packing

Ceramiche Mutina Spa

Via del Crociale 25 41042 Fiorano Modenese, Italia
T +39 0536812800 F +39 0536812808
info@mutina.it – www.mutina.it

Divisione Contract
arch@mutina.it



General information

The data, information and indications contained in this technical data sheet and in further documents relating to the Jali outdoor by Patricia Urquiola product are the exclusive property by Ceramiche MUTINA S.p.a. This Technical Data Sheet provides the buyer with information relating to the use of the product useful for its correct installation and evaluation and prevention of risks arising from the normal use of the same.

collection	Jali outdoor
design	Patricia Urquiola, 2025
production	Artisanal
material	Extruded terracotta
nominal sizes	24·12·24 cm (9”·4”·9”)
award	Interior Design Magazine’s Best of Year Awards 2023 in the Category Architectural Products
specification	– Artisanal extruded partition elements, 12 cm thick. – 3 Colours: Neutro, Bianco and Nero This product is suitable for both residential and commercial spaces to construct walls with a maximum height of 4 metres. The buyer is not released from the obligation of checking the information received, and for making design and construction choices in compliance with good construction techniques and regulations, including local ones, in force at the time of use of the product and in the country of final destination. The NTC 2018 DECRETO MIN 27/01 regulation shall apply in Italy. It is possible to install JALI OUTDOOR with or without the aid of the wooden profile. In case you choose to use the accessory element, Mutina provides the EC 1 plus adhesive for VOC emissions. Jali outdoor is suitable for outdoor areas complying with UNI EN 772-22 marked “F2- extreme exposure”. – For installation process see the installation video.
complementary pieces	Linear profile 300, top profile 300
category	UNI 11128/2004

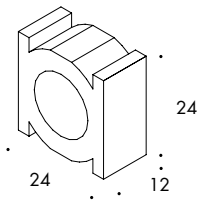

24·24·12 cm
9”·4”·9”

complementary pieces

Linear painted wooden profile (also suitable for outdoor use).
Top painted wooden profile (also suitable for outdoor use) with one shaped end to make clamping easier

profile with vertical installation

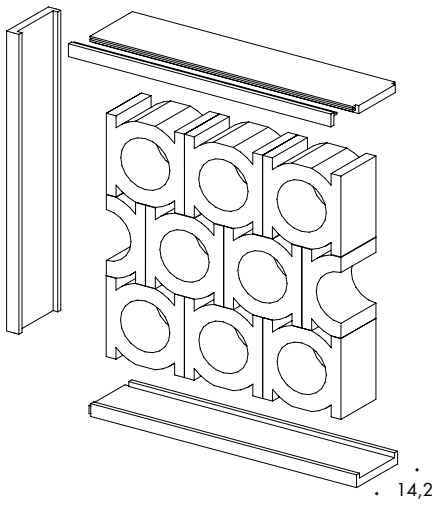

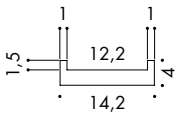

section

colour

Argilla

profile with horizontal installation

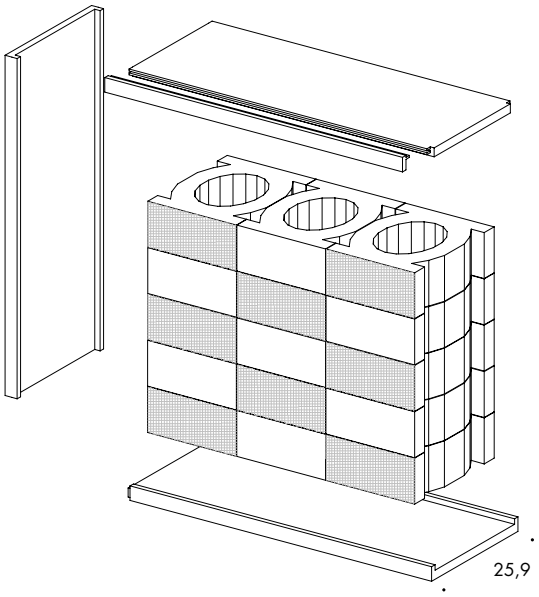



colour

Argilla

To ensure greater dimensional uniformity among the pieces, it is recommended to alternate the laying direction.

The buyer is responsible for verifying the information received and for ensuring that the design and construction decisions comply with proper construction techniques and regulations, including local laws applicable at the time of the product's use and in the country of its final destination.

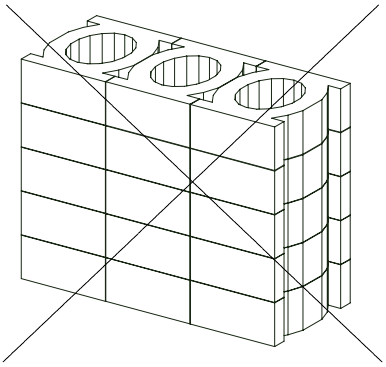

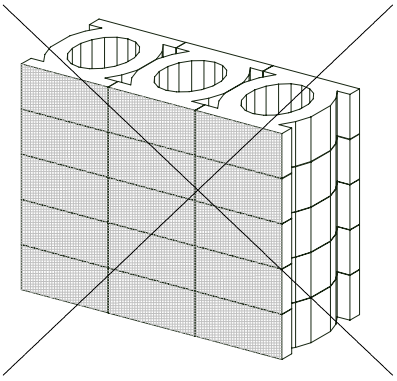

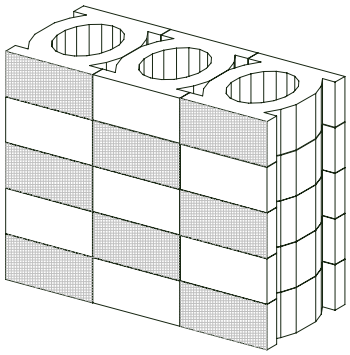

laying scheme

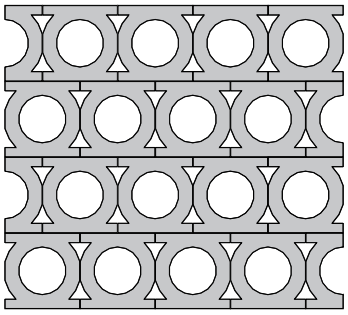

laying scheme 1
17,36 pcs / sqm

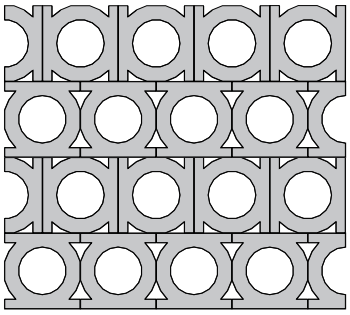

laying scheme 2
17,36 pcs / sqm

To ensure greater dimensional uniformity among the pieces, it is recommended to alternate the laying direction.

The buyer is responsible for verifying the information received and for ensuring that the design and construction decisions comply with proper construction techniques and regulations, including local laws applicable at the time of the product's use and in the country of its final destination.

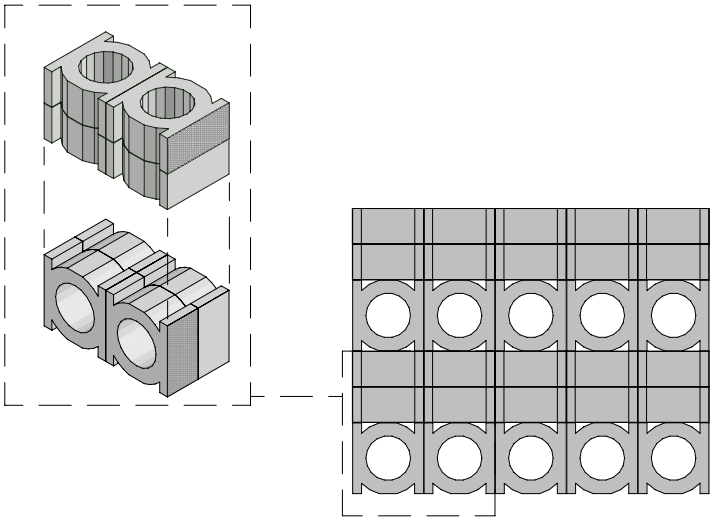

laying scheme 3
34,72 pz / mq

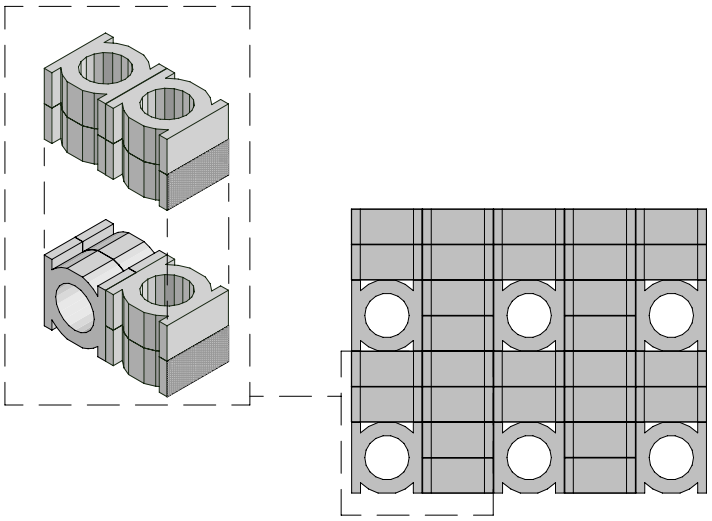

laying scheme 4
34,72 pz / mq

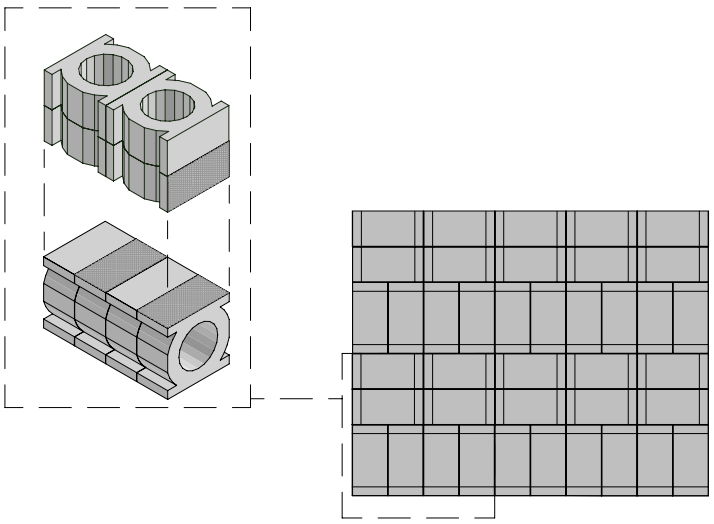

laying scheme 5
34,72 pz / mq

Fisher long shaft fixing SXR 8x80

ANCHORING ON 2 SIDES
MAX h400 cm

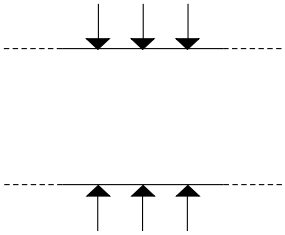

ANCHORING ON 3 SIDES
MAX h400x300 cm

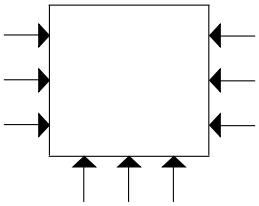

ANCHORING ON 2 SIDES
MAX h250x100 cm

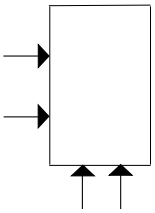

Laying and maintenance tips

use	Wall – outdoor areas complying with UNI EN 772-22 marked "F2-extreme exposure".
reccommended adhesive	Mutina adhesive: solvents-free, eco-friendly organic adhesive
reccommended joints	–
reccommended fillers	–
cleaning at the end of installation	Avoid drippings during installation. If needed the excess can be removed after the product has dried, using a tool with a sharp edge.
general cleaning (installed tiles)	–
calibers (real size)	24·24·12 cm with 3 mm tolerance (artisanal product)

Colours



Neutro



Nero



Bianco

Technical features

STANDARD	FEATURES	VALUE REQUIRED	JALI OUTDOOR
UNI EN 772-16	dimensions	to declare	T2 – R2
UNI EN 772-21:2011	water absorption	to declare	12.5%
UNI EN 772-5:2016	content of active soluble salts	to declare	S2
UNI EN CEN/TS 772- 22:2006	freeze-thaw resistance	to declare	F2
D.M. 1401/2008	determination of horizontal variable loads	to declare	C2
LEED CERTIFICATION 4.1			10% recycled material
VOC EMISSION			available upon request
DECLARATION OF CONTENTS			available upon request
SDS			available upon request
BPD3			available upon request
HDP			available upon request

Packing

SIZE	PCS·SQM	PCS·BOX	BOX·PAL	SQM·PAL	PCS·PAL	KG·PC	KG·PAL
neutro	-	-	-	3,69	64	8,20	535
bianco, nero	-	2	36	4,15	72	8,20	600
laying scheme 1	17,36						
laying scheme 2	17,36						
laying scheme 3	34,72						
laying scheme 4	34,72						
laying scheme 5	34,72						

MUTINA

Jali outdoor
by Patricia Urquiola



ES

Información general
Consejos de colocación y mantenimiento
Colores
Especificación técnica
Embalaje

Ceramiche Mutina Spa

Via del Crociale 25 41042 Fiorano Modenese, Italia
T +39 0536812800 F +39 0536812808
info@mutina.it – www.mutina.it

División Contract
arch@mutina.it



Información general

La información, las indicaciones y los datos contenidos en esta Ficha Técnica y en los demás documentos relativos al producto Jali outdoor by Patricia Urquiola son propiedad exclusiva de Ceramiche MUTINA S.p.A. Esta Ficha Técnica proporciona al comprador información sobre el uso del producto, de utilidad para su correcta colocación y para la evaluación y prevención de los riesgos derivados de su uso normal.

colección	Jali outdoor
diseño	Patricia Urquiola, 2025
producción	Artesanal
material	Barro extruido
tamaño nominal	24·12·24 cm (9”·4”·9”)
premios	Interior Design Magazine’s Best of Year Awards 2023 el la categoría Architectural Products
especificaciones	– Elemento divisorio fabricado artesanalmente, 12 cm de espesor. – 3 Colors: Neutro, Bianco y Nero Producto apto para la construcción de paredes con una altura máxima de 4 m en espacios residenciales y comerciales. El comprador no queda eximido de la obligación de verificar la información recibida, realizar elecciones de diseño y construcción respetando las buenas técnicas de construcción y las normativas, incluidas las locales, vigentes en el momento de la utilización del producto y en el país de destino final del mismo. En el territorio nacional italiano, en particular, se aplican las NTC 2018 DECRETO MIN 27/01 (Normas Técnicas de la Construcción establecidas por el Decreto Ministerial de 27 de enero de 2018) Es posible instalar JALI OUTDOOR con o sin la ayuda del perfil de madera. En caso de que elija utilizar el elemento accesorio, Mutina proporciona el adhesivo EC 1 plus para emisiones de COV. – Para el proceso de instalación, vea el video de instalación.
piezas complementarias	Perfil lineal 300, perfil superior 300.
normativa	UNI 11128/2004

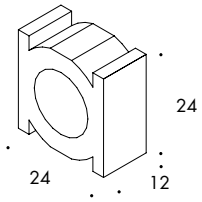

24·24·12 cm
9”·4”·9”

piezas complementarias

Perfil lineal de madera pintado (también apto para uso en exteriores).
Perfil de madera pintado superior (también adecuado para uso en exteriores) con un extremo en forma para facilitar la sujeción.

perfil con instalación vertical

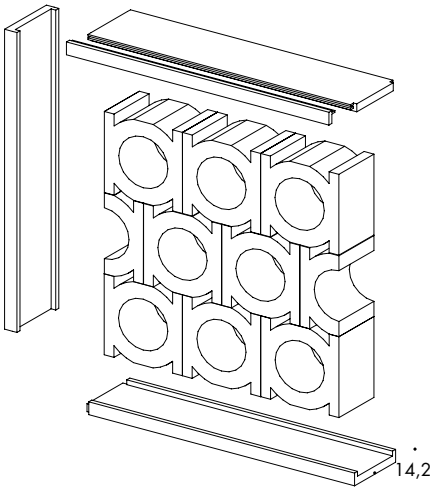

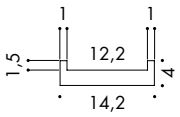

sección

color

Argilla

perfil con instalación horizontal

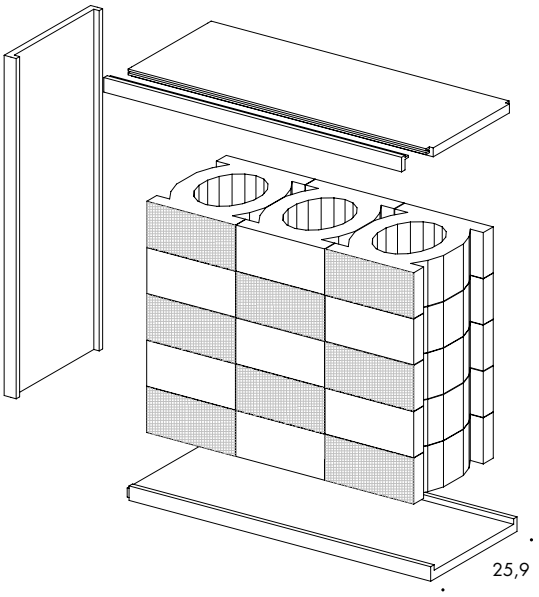



color

Argilla

Para uniformar mejor las diferencias dimensionales de las piezas, se recomienda alternar la dirección de colocación.

El comprador no queda eximido de la obligación de verificar la información recibida, de tomar decisiones en cuanto al proyecto y construcción, respetando las buenas técnicas de construcción y las normativas, incluidas aquellas locales, vigentes en la fecha de utilización del producto y en el país de destino final.

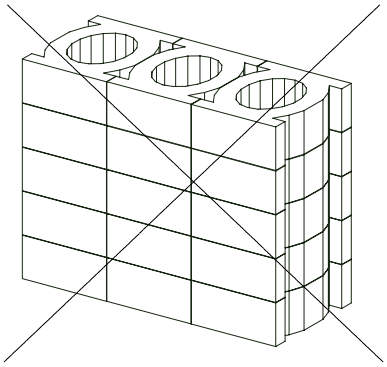

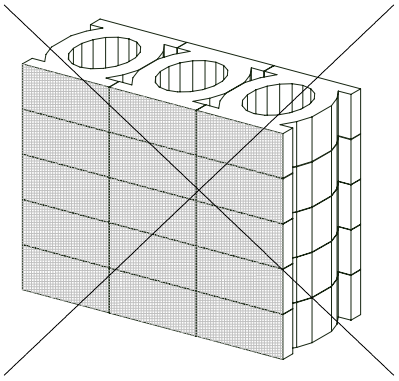

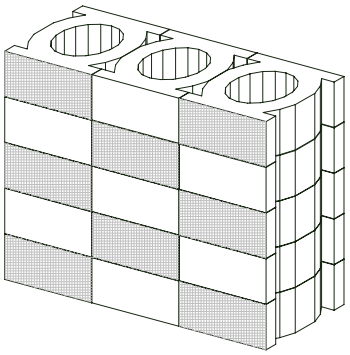

Esquema de colocación

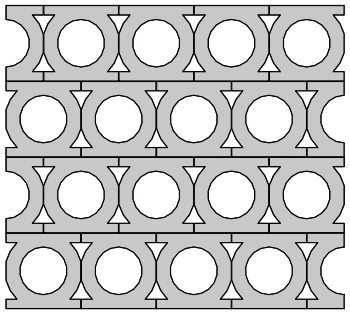

Esquema de colocación 1
17,36 pcs / sqm

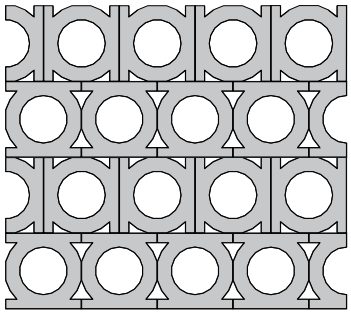

Esquema de colocación 2
17,36 pcs / sqm

Para uniformar mejor las diferencias dimensionales de las piezas, se recomienda alternar la dirección de colocación.

El comprador no queda eximido de la obligación de verificar la información recibida, de tomar decisiones en cuanto al proyecto y construcción, respetando las buenas técnicas de construcción y las normativas, incluidas aquellas locales, vigentes en la fecha de utilización del producto y en el país de destino final.

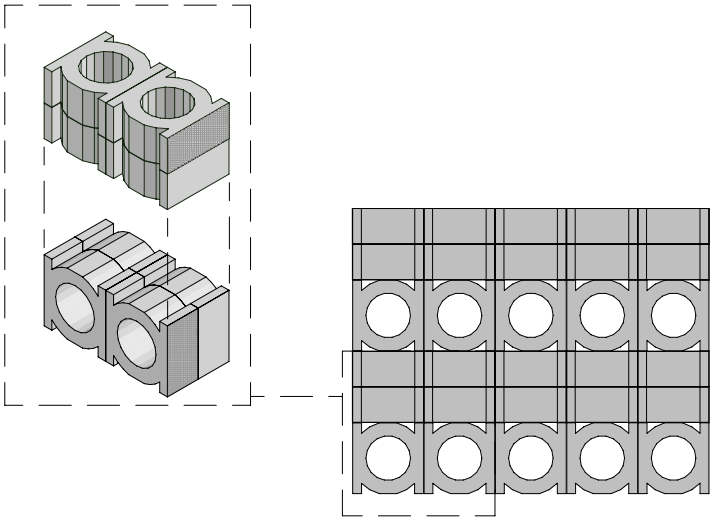

Esquema de colocación 3
34,72 pz / mq

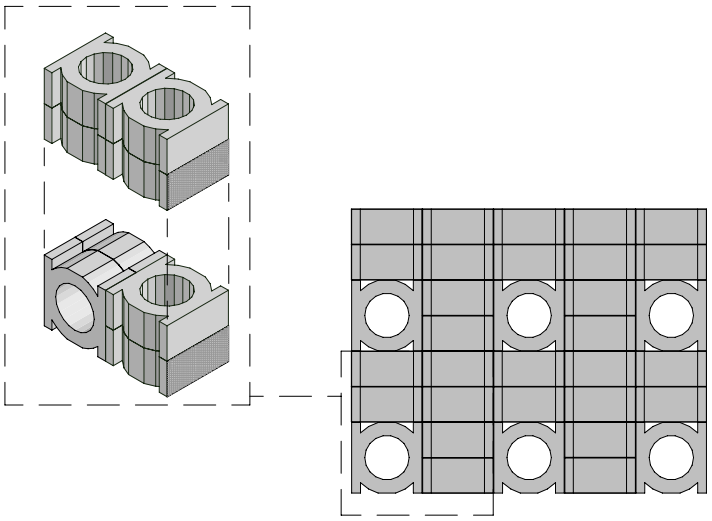

Esquema de colocación 4
34,72 pz / mq

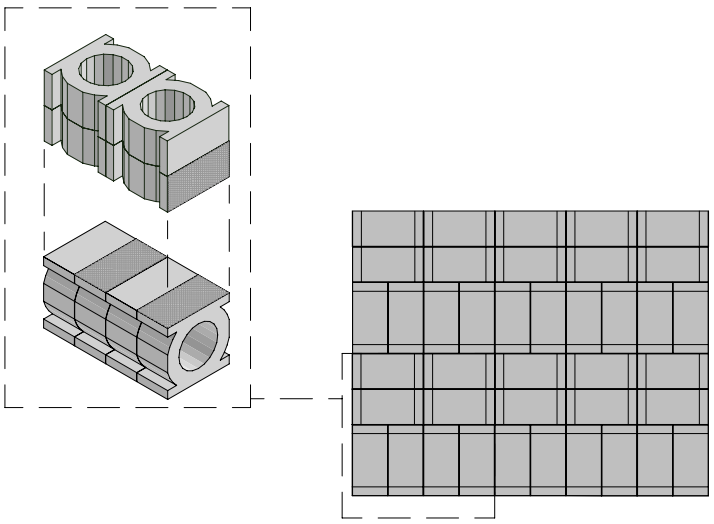

Esquema de colocación 5
34,72 pz / mq

Fisher fijación eje largo SXR 8x80

ANCLAJE EN 2 LADOS
MAX h400 cm

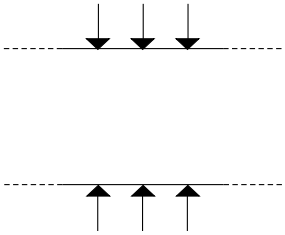

ANCLAJE EN 3 LADOS
MAX h400x300 cm

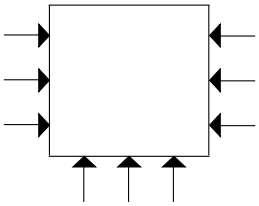

ANCLAJE EN 2 LADOS
MAX h250x100 cm

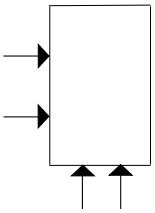

Consejos de colocación y mantenimiento

uso	Producto adecuado para ambientes exteriores según UNI EN 722-22 con la marca “F2 - exposición extrema”
adhesivo recomendado	Sellador organico ecologico sin solventes, producido por Kerakoll exclusivamente para Mutina
junta recomendada	–
junta recomendadas	–
consejos para la limpieza	Evite gotear en la aplicación. Si es necesario, esperar a que el producto se seque y seguir con la extracción con una herramienta de cuchilla afilada.
de fin de obra	–
calibre (medidas reales)	24·24·12 cm con 3 mm tolerancia (producción artesanal)

Colores



Neutro



Nero



Bianco

Especificación técnica

STANDARD	FEATURES	VALUE REQUIRED	JALI OUTDOOR
UNI EN 772-16	dimensions	to declare	T2 – R2
UNI EN 772-21:2011	water absorption	to declare	12.5%
UNI EN 772-5:2016	content of active soluble salts	to declare	S2
UNI EN CEN/TS 772- 22:2006	freeze-thaw resistance	to declare	F2
D.M. 1401/2008	determination of horizontal variable loads	to declare	C2
LEED CERTIFICATION 4.1			10% recycled material
VOC EMISSION			available upon request
DECLARATION OF CONTENTS			available upon request
SDS			available upon request
BPD3			available upon request
HDP			available upon request

Embalaje

SIZE	PCS·SQM	PCS·BOX	BOX·PAL	SQM·PAL	PCS·PAL	KG·PC	KG·PAL
neutro	-	-	-	3,69	64	8,20	535
bianco, nero	-	2	36	4,15	72	8,20	600
Esquema de colocación 1	17,36						
Esquema de colocación 2	17,36						
Esquema de colocación 3	34,72						
Esquema de colocación 4	34,72						
Esquema de colocación 5	34,72						

MUTINA

Jali outdoor
by Patricia Urquiola



FR

Informations générales
Conseils de pose et d'entretien
Couleurs
Caractéristiques techniques
Emballage

Ceramiche Mutina Spa

Via del Crociale 25 41042 Fiorano Modenese, Italia
T +39 0536812800 F +39 0536812808
info@mutina.it – www.mutina.it

Département Contract
arch@mutina.it



Informations générales

Les données, les informations et les indications contenues dans la présente fiche technique et dans les autres documents relatifs au produit Jali outdoor by Patricia Urquiola sont la propriété exclusive de Ceramiche MUTINA S.p.a. La présente Fiche Technique fournit à l'acheteur les informations relatives à l'utilisation du produit utiles pour l'exécution correcte de sa pose ainsi que pour l'évaluation et la prévention des risques résultant de l'utilisation normale de ce même produit.

collection	Jali outdoor
design	Patricia Urquiola, 2025
production	Artisanal
matériel	Terre cuite extrudée
dimensions nominales	24·12·24 cm (9"·4"·9")
primes	Interior Design Magazine's Best of Year Awards 2023 dans la catégorie Architectural Products
spécifications	– Éléments de séparation extrudés fabrication artisanale, 12cm d'épaisseur – 3 Couleurs: Neutro, Bianco et Nero Produit adapté aux espaces résidentiels et commerciaux pour la construction de murs d'une hauteur maximale de 4 m. L'acheteur n'est pas exempté de l'obligation de vérifier les informations reçues, de prendre des décisions en matière de conception et de construction dans le respect de la bonne technique de construction et des réglementations, y compris locales, en vigueur à la date de l'utilisation du produit et dans le pays de la destination finale de celui-ci. Pour le territoire national italien, en particulier, la norme NTC 2018 DECRETO MIN 27/01. Il est possible d'installer JALI OUTDOOR avec ou sans l'aide du profil en bois. Si vous choisissez d'utiliser l'élément accessoire, Mutina fournit l'adhésif EC 1 plus pour les émissions de COV. – Pour le processus d'installation, voir la vidéo d'installation.
pièces de finition	Profil "linéaire" 300, profil supérieur "terminal" 300
classification	UNI 11128/2004

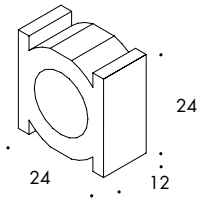

24·24·12 cm
9"·4"·9"

pièces de finition

Profil linéaire en bois peint (convient aussi pour une utilisation en extérieur).
Profil supérieur en bois peint (convient aussi pour une utilisation en extérieur) avec une extrémité formée pour faciliter la fixation

profil avec installation verticale

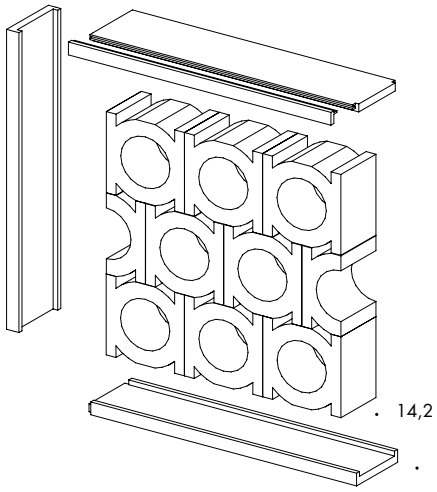

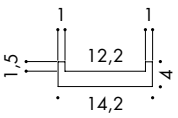

section

couleur

Argilla

profil avec installation horizontale

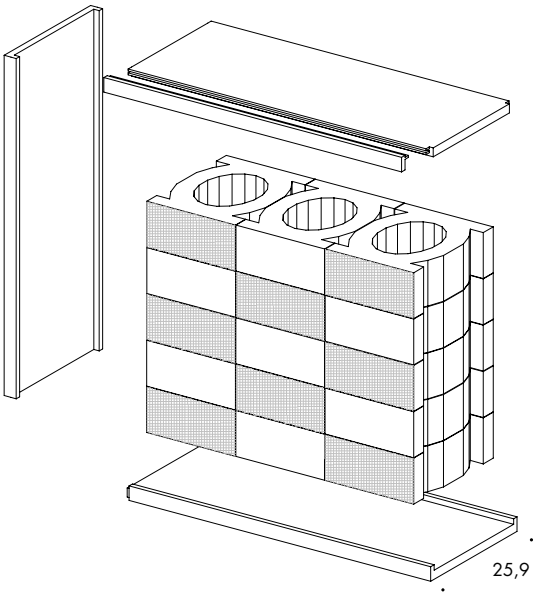



couleur

Argilla

Pour mieux uniformiser les différences dimensionnelles des pièces, alterner le côté de pose.

L'acheteur n'est pas exempté de l'obligation de vérifier les informations reçues, de faire des choix conceptuels et de construction dans le respect de la bonne technique de fabrication et des réglementations, y compris locales, en vigueur à la date de l'utilisation du produit et dans le pays de destination finale de celui-ci.

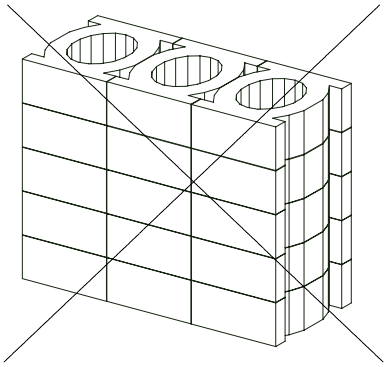

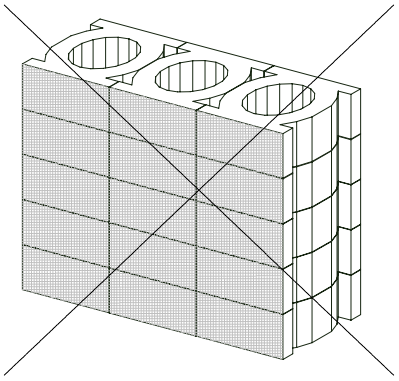

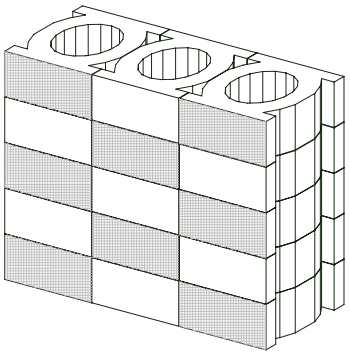

schéma de pose

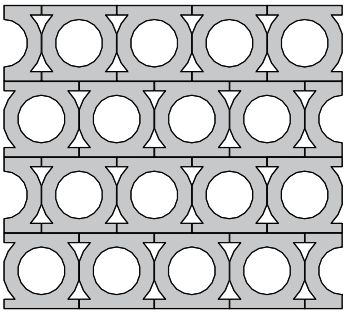

schéma de pose 1
17,36 pcs / sqm

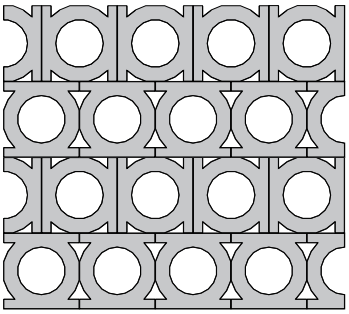

schéma de pose 2
17,36 pcs / sqm

Pour mieux uniformiser les différences dimensionnelles des pièces, alterner le côté de pose.

L'acheteur n'est pas exempté de l'obligation de vérifier les informations reçues, de faire des choix conceptuels et de construction dans le respect de la bonne technique de fabrication et des réglementations, y compris locales, en vigueur à la date de l'utilisation du produit et dans le pays de destination finale de celui-ci.

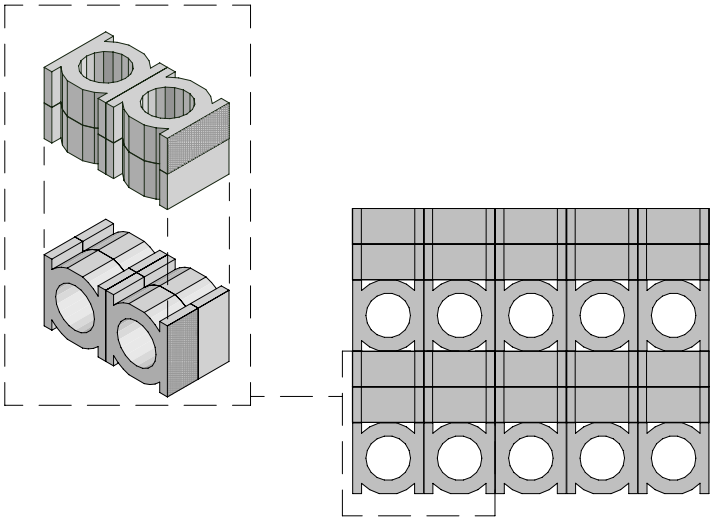

schéma de pose 3
34,72 pz / mq

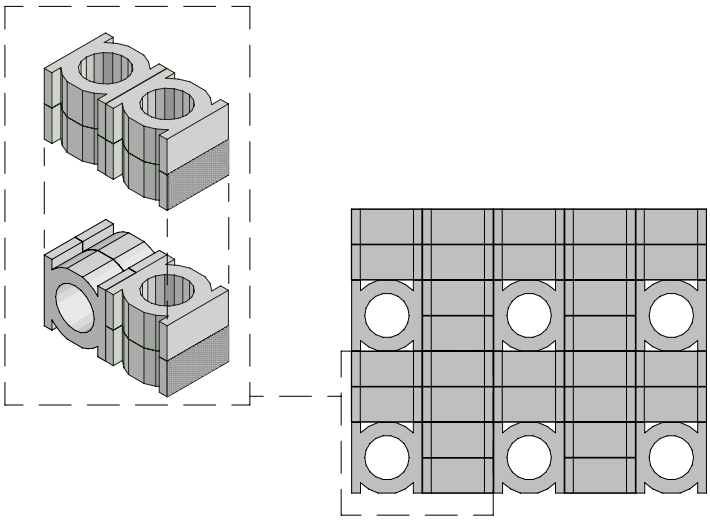

schéma de pose 4
34,72 pz / mq

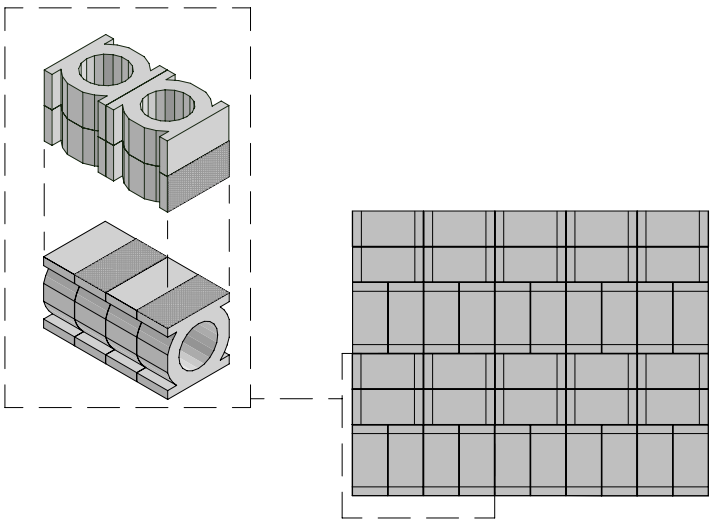

schéma de pose 5
34,72 pz / mq

Fixation Fisher cheville rallongée SXR 8x80

ANCRAGE SUR 2 CÔTÉS
MAX h400 cm

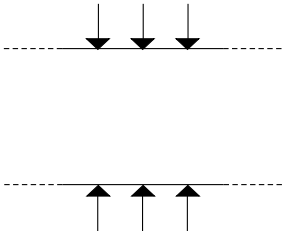

ANCRAGE SUR 3 CÔTÉS
MAX h400x300 cm

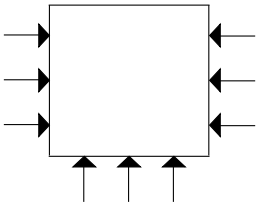

ANCRAGE SUR 2 CÔTÉS
MAX h250x100 cm

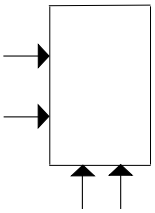

Conseils de pose et d'entretien

destination d'utilisation	Produit utilisable en extérieur selon la norme UNI EN 722-22 avec le marquage "F2 – exposition sévère"
colle recommandée	Scellant organique éco-compatible sans solvants.
dimension recommandée du joint	–
type de joint recommandée	–
entretien courant	Évitez les coulées lors de l'application du produit. Si nécessaire, attendez que le produit sèche et retirez-le à l'aide d'un outil tranchant.
entretien courant (produit posé)	–
calibres (dimensions réelles)	24·24·12 cm. Le produit est artisanal et fait à la main, par conséquent chaque carreau a une tolérance dimensionnelle de 3 mm

Couleurs



Neutro



Nero



Bianco

Caractéristiques techniques

STANDARD	FEATURES	VALUE REQUIRED	JALI OUTDOOR
UNI EN 772-16	dimensions	to declare	T2 – R2
UNI EN 772-21:2011	water absorption	to declare	12.5%
UNI EN 772-5:2016	content of active soluble salts	to declare	S2
UNI EN CEN/TS 772- 22:2006	freeze-thaw resistance	to declare	F2
D.M. 1401/2008	determination of horizontal variable loads	to declare	C2
LEED CERTIFICATION 4.1			10% recycled material
VOC EMISSION			available upon request
DECLARATION OF CONTENTS			available upon request
SDS			available upon request
BPD3			available upon request
HDP			available upon request

Emballage

SIZE	PCS·SQM	PCS·BOX	BOX·PAL	SQM·PAL	PCS·PAL	KG·PC	KG·PAL
neutro	-	-	-	3,69	64	8,20	535
bianco, nero	-	2	36	4,15	72	8,20	600
Schéma de pose 1	17,36						
Schéma de pose 2	17,36						
Schéma de pose 3	34,72						
Schéma de pose 4	34,72						
Schéma de pose 5	34,72						