MUTINA

Motivo
by Ronan Bouroullec



IT

Informazioni generali
Consigli di posa e manutenzione
Colori
Specifiche tecniche
Imballo

Ceramiche Mutina Spa

Via del Crociale 25 41042 Fiorano Modenese, Italia
T +39 0536812800 F +39 0536812808
info@mutina.it – www.mutina.it

Divisione Contract
arch@mutina.it



Informazioni generali

collezione	Motivo
design	Ronan Bouroullec, 2025
produzione	Industriale
materiale	Bicottura smaltata con smalto matt - Bicottura smaltata con finitura lustro (Silver) Grès porcellanato non smaltato, con impasto colorato in tutta massa (Motivo L, Motivo T e Terminale)
spessore	8 mm (14·28), 13,5 mm (T), 19 mm (L, Terminale)
formato nominale	14·28 cm (5,5 ”·11”) Motivo L, Motivo T e Terminale 2,8·28 cm (1,10 ”·11”)
specifiche	– 6 colori: White, Chalk, Limestone, Earth, Arctic, Graphite – 1 colore con finitura lustro: Silver – Motivo 14x28 è commercializzato esclusivamente in abbinamento a Motivo T. Non è prevista la vendita separata dei due elementi. Per garantire un risultato estetico ottimale, si raccomanda l’impiego di uno stucco tono su tono, coerente con la cromia del listello.
categoria	Tile: UNI EN 14411:2016 App. L (BIIa Group) GL Listelli L, T e Terminale: UNI EN 14411:2016 App. L (BIa Group) UGL
brevetti	Modello depositato n° 015127172-0001/0011 – data di deposito: 12/12/2025

MOTIVO 14x28

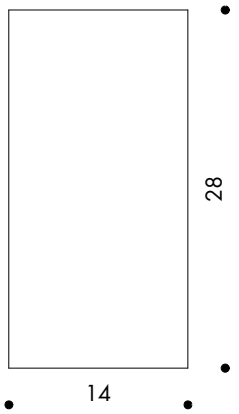

MOTIVO T

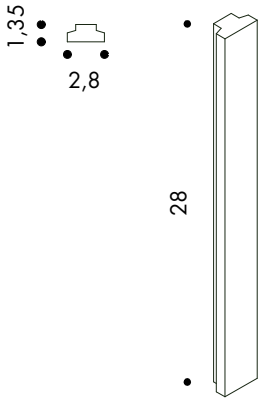

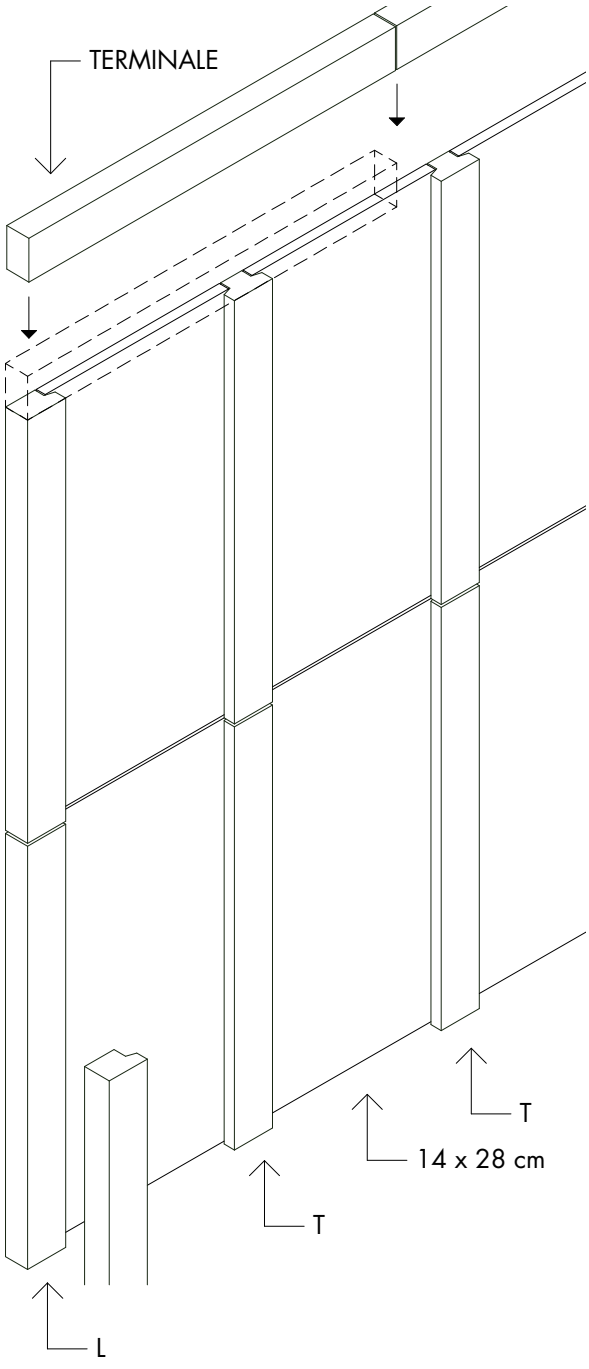

MOTIVO L

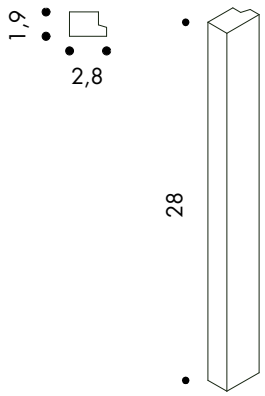

MOTIVO TERMINALE

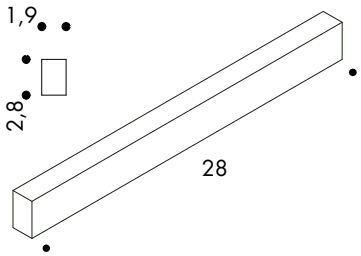

Consigli di posa e manutenzione

destinazione d'uso	Rivestimento – interno
consigli di posa	Posare su pareti perfettamente planari e asciutte. Per il processo di installazione vedere il video di installazione.
collante consigliato	colla per gres e bicottura NON RAPIDA per facilitare la sistemazione dei pezzi.
fuga consigliata	Per ottenere la corretta realizzazione della piastrellatura occorre seguire le istruzioni di posa.
stucco consigliato	STUCCO EPOSSIDICO: Stuccare 0,5 mq per volta e lavare bene con acqua pulita. Rimuovere bene i residui di stucco prima che essicchi completamente. Scarica la tabella stucchi.
consigli di pulizia fine cantiere	STUCCO EPOSSIDICO: detergente alcalino (es. FILA CR10 o similari). FILA CR10: da applicare puro, lasciare agire circa 30 minuti e utilizzare lo scotch Brite verde. SILICONE: solvente per silicone (es. FILA ZERO SIL) da versare puro direttamente sulla macchia, attendere 20 minuti e sempre con l'utilizzo di scotch Brite rimuovere l'alone. PITTURA: di solito si toglie con acqua, ma se sono state utilizzate delle pitture in resina o smalti particolari, meglio chiedere alla ditta produttrice del colore quale è il solvente più adatto. RUGGINE: smacchiatore rimuovi ruggine (es. FILA NO RUST). Applicare il prodotto sulla macchia, lasciare agire 15 minuti circa, asportare il residuo e sciacquare accuratamente.
pulizia generale (piastrelle posate)	Durante la pulizia ordinaria si consiglia di utilizzare il meno possibile quanto di più abrasivo (come pagliette e spugne di ferro o acciaio), poiché piastrelle con una finitura superficiale lucida sono più suscettibili al rischio di graffi, perdita di lucentezza, ecc.
calibro (misura reale)	140x280mm - 28x280mm

Colori



White



Chalk



Limestone



Earth



Artic



Graphite



Silver

Specifiche tecniche

NORMA	CARATTERISTICHE	VALORE PRESCRITTO	MOTIVO 14X28	MOTIVO L, T, TERMINALE
ISO 10545/3	assorbimento d'acqua		> 10%	0,2%
ISO 10545/9	resistenza agli sbalzi termici	nessuna alterazione visibile	resiste	resiste
ISO 10545/11	resistenza al cavillo per piastrelle smaltate	nessuna alterazione visibile	resiste	
ISO 10545/13	Resistenza agli acidi e basi (bassa e alta concentrazione) Resistenza ai prodotti chimici per uso domestico e piscine	valore dichiarato classe B min	A	A
ISO 10545/14	resistenza alle macchie	minimo 3	5	3
VOC Emission			disponibile su richiesta	disponibile su richiesta
Declaration of Contents			disponibile su richiesta	disponibile su richiesta
SVHC DECLARATION			disponibile su richiesta	disponibile su richiesta
HPD			disponibile su richiesta	disponibile su richiesta


V3
moderate variation

Imballo

FORMATO	PZ·MQ	PZ·SCAT	MQ·SCAT	SCAT·PAL	KG·MQ	KG·PAL	MQ·PAL
Motivo 14x28	22,32	36	1,41	36	14,70	745	50,76
Motivo T	22,32	36	_	80	_	626	_
Motivo Terminal		32		80		840	
Motivo L		32		80		720	

MUTINA

Motivo
by Ronan Bouroullec



EN

General information
Laying and maintenance tips
Colors
Technical features
Packing

Ceramiche Mutina Spa

Via del Crociale 25 41042 Fiorano Modenese, Italia
T +39 0536812800 F +39 0536812808
info@mutina.it – www.mutina.it

Contract Division
arch@mutina.it



General information

collection	Motivo
design	Ronan Bouroullec, 2025
production	Industrial
material	Glazed double firing with matt glaze - Lusterware glazed double-firing (Silver) Unglazed porcelain stoneware, with full body coloured mixture (Motivo L, Motivo T e Terminale)
thickness	8 mm (14·28), 13,5 mm (T), 19 mm (L, Terminale)
nominal sizes	14·28 cm (5,5 ″·11″) Motivo L, Motivo T e Terminale 2,8·28 cm (1,10 ″·11″)
specification	– 6 colours: White, Chalk, Limestone, Earth, Arctic, Graphite – 1 colour with lustre finish: Silver – Motivo 14x28 is sold exclusively in combination with Motivo T. Separate purchase of the two elements is not permitted. To ensure optimal aesthetic results, it is strongly recommended to use a tone-on-tone grout matching the color of the trim piece.
category	Tile: UNI EN 14411:2016 App. L (BIIa Group) GL Border tiles L, T and Terminale: UNI EN 14411:2016 App. L (BIa Group) UGL
patents	Registered design n° 015127172-0001/0011 – date of registration: 12/12/2025

MOTIVO 14x28

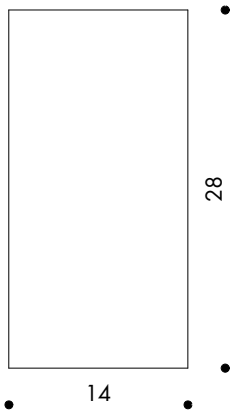

MOTIVO T

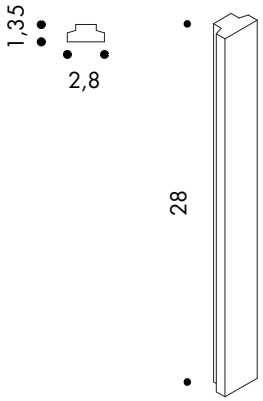

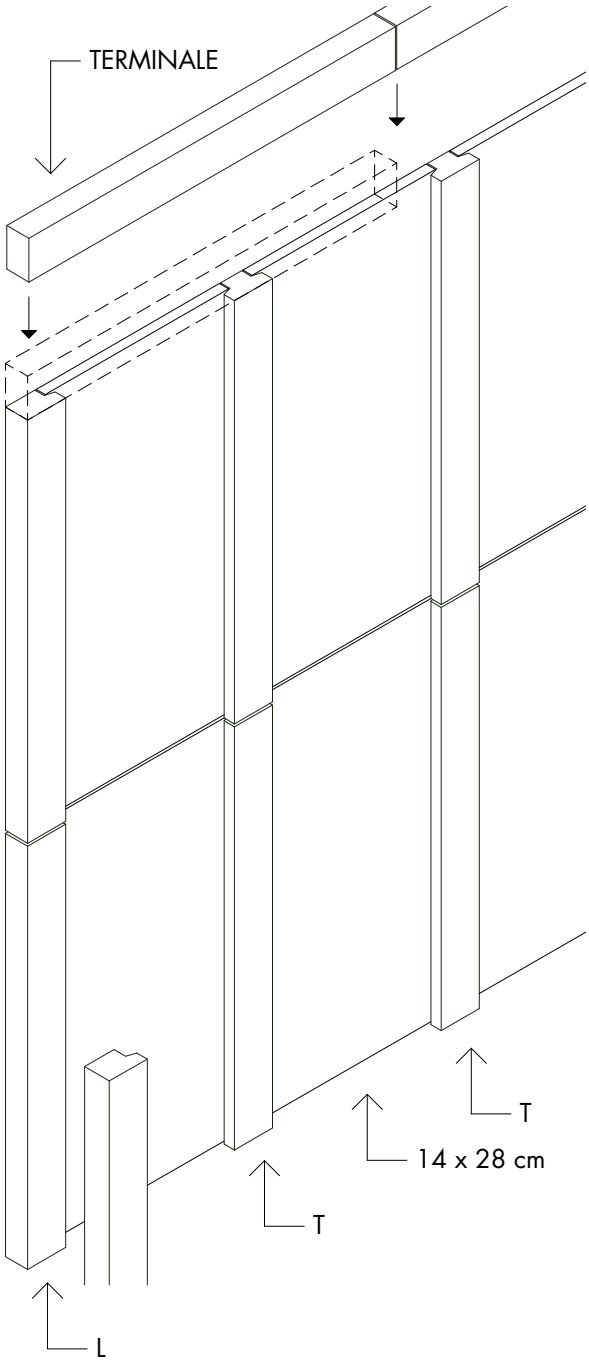

MOTIVO L

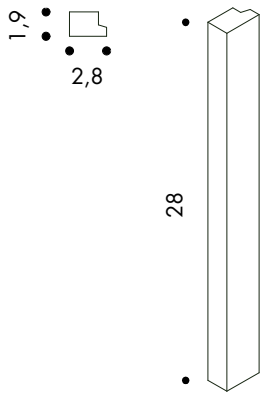

MOTIVO TERMINALE

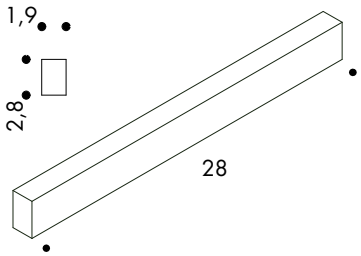

Laying and maintenance tips

use	Walls, indoors
installation	Lay on perfectly flat, dry walls. For installation process see the installation video.
recommended adhesive	NON-RAPID-DRYING adhesive for porcelain stoneware and double firing to make it easier to fix the pieces.
recommended joints	For proper tile installation, it is essential to follow the laying guidelines.
recommended fillers	EPOXY GROUT: Grout 0.5 m2 at a time and wash thoroughly with clean water. Remove all traces of grout carefully before it dries completely. Dowload the Grout Tables.
cleaning at the end of installation	EPOXY GROUT: alkaline detergent (e.g. FILA CR10 by FILA). FILA CR10: apply pure, wait for 30 minutes then use a green scotch Brite pad. PAINT: can usually be removed using water, but if resin-based paints or particular enamels have been used, it is best to ask the manufacturer which solvent is most suitable. RUST: stain remover (es. FILA NO RUST). Apply the product onto the stain, leave for 15 minutes, remove the residue and rinse thorough.
general cleaning (installed tiles)	For routine cleaning avoid the use of more abrasive products (scouring pads, metal sponges) since it deals with tiles with glossy surface finish, more susceptible to scratching, and may lose their shine, etc.
calibers (real size)	140x280mm - 28x280mm

Colours



White



Chalk



Limestone



Earth



Artic



Graphite



Silver

Technical features

STANDARD	FEATURES	VALUE REQUIRED	MOTIVO 14X28	MOTIVO L, T, TERMINALE
ISO 10545/3	water absorption		> 10%	0,2%
ISO 10545/9	resistance to thermal shock	no visible alteration	resistant	resistant
ISO 10545/11	crazing resistance	no visible alteration	resistant	
ISO 10545/13	resistance to acids and alkalis (low and high concentration) resistance to household cleaning agents and swimming pool chemicals	declared value minimum class B	A	A
ISO 10545/14	stains resistance	minimum 3	5	3
VOC Emission			available upon request	available upon request
Declaration of Contents			available upon request	available upon request
SVHC DECLARATION			available upon request	available upon request
HPD			available upon request	available upon request


V3
moderate variation

Packing

SIZE	PCS·SQM	PCS·BOX	SQM·BOX	BOX·PAL	KG·SQM	KG·PAL	SQM·PAL
Motivo 14x28	22,32	36	1,41	36	14,70	745	50,76
Motivo T	22,32	36	_	80	_	626	_
Motivo Terminal		32		80		840	
Motivo L		32		80		720	

MUTINA

Motivo
by Ronan Bouroullec



ES

Información general
Consejos de colocación y mantenimiento
Colores
Especificación técnica
Embalaje

Ceramiche Mutina Spa

Via del Crociale 25 41042 Fiorano Modenese, Italia
T +39 0536812800 F +39 0536812808
info@mutina.it – www.mutina.it

División Contract
arch@mutina.it



Información general

colección	Motivo
diseño	Ronan Bouroullec, 2025
producción	Industrial
material	Bicocción esmaltada con esmalte mate - Bicocción con esmalte lustre (Silver) Gres porcelánico sin esmaltar, con mezcla coloreada en la masa (Motivo L, Motivo T e Terminale)
espesor	8 mm (14·28), 13,5 mm (T), 19 mm (L, Terminale)
tamaño	14·28 cm (5,5 ″·11″) Motivo L, Motivo T e Terminale 2,8·28 cm (1,10 ″·11″)
especificaciones	– 6 colores: White, Chalk, Limestone, Earth, Arctic, Graphite – 1 color con esmalte lustre: Silver – El modelo Motivo 14x28 se vende exclusivamente en combinación con Motivo T. No se permite la compra por separado de los dos elementos. Para garantizar un resultado estético óptimo, se recomienda encarecidamente utilizar una junta tono sobre tono que combine con el color del remate.
normativa	Baldosa: UNI EN 14411:2016 App. L (BIIa Group) GL Listelos L, T and Terminale: UNI EN 14411:2016 App. L (BIa Group) UGL
patentes	Registered design n° 015127172-0001/0011 – date of registration: 12/12/2025

MOTIVO 14x28

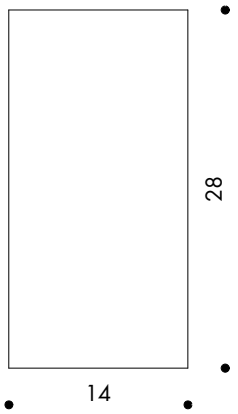

MOTIVO T

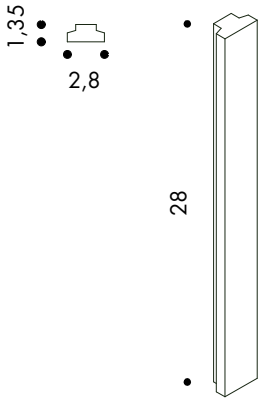

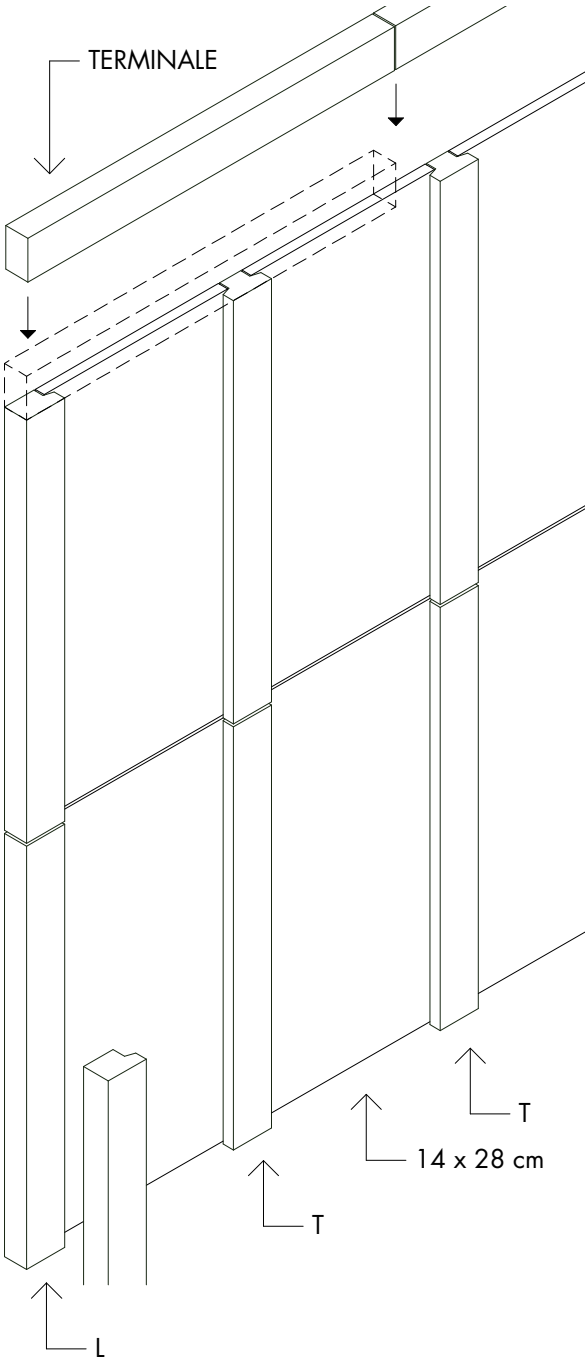

MOTIVO L

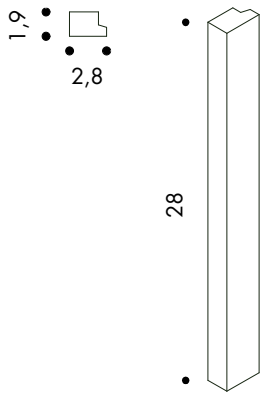

MOTIVO TERMINALE

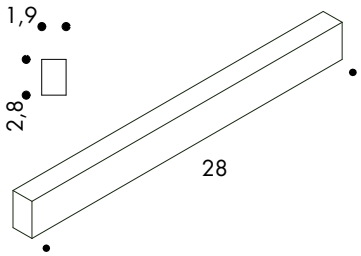

Consejos de colocación y mantenimiento

uso	Revestimiento, interior
consejos de colocación	Colocar sobre paredes perfectamente planas y secas. Para el proceso de instalación, vea el video de instalación.
adhesivo recomendado	Cola para gres porcelánico y bicocción de adhesión NO RÁPIDA para facilitar la aplicación de las piezas.
junta recomendada	Para una correcta instalación de baldosas, es fundamental seguir las instrucciones de colocación.
junta recomendadas material de rejuntado recomendado	LECHADA EPOXI: Rellenar a cada vez 0,5 m2 y lavar correctamente con agua limpia. Quitar adecuadamente los restos de lechada antes de que se seque por completo. Descargar la información de la lechada.
consejos para la limpieza de fin de obra	LECHADA EPOXI: Detergente alcalino (p. ej. FILA CR10 o similares). FILA CR10: aplicarlo puro, esperar 30 minutos y utilizar scotch Brite verde PINTURA: Por lo general, se elimina con agua. Sin embargo, si se utilizan pinturas de resina o esmaltes especiales, consultar con el fabricante de la pintura cuál es el disolvente más adecuado. HERRUMBRE: utilizar un producto como por ejemplo, FILA NO RUST. Aplicar el producto sobre la mancha, dejarlo actuar durante 15 minutos, eliminar los residuos y aclarar bien.
limpieza general (instalación)	Durante la limpieza ordinaria, se recomienda utilizar lo menos posible productos abrasivos (como estropajos y esponjas metálicas o de acero). Estas baldosas tienen un acabado superficial brillante, y son más susceptibles al riesgo de arañazos, pérdida de brillo, etc.
calibre (medidas reales)	140x280mm - 28x280mm

Coloures



White



Chalk



Limestone



Earth



Artic



Graphite



Silver

Especificación técnica

STANDARD	FEATURES	VALUE REQUIRED	MOTIVO 14X28	MOTIVO L, T, TERMINALE
ISO 10545/3	water absorption		> 10%	0,2%
ISO 10545/9	resistance to thermal shock	no visible alteration	resistant	resistant
ISO 10545/11	crazing resistance	no visible alteration	resistant	
ISO 10545/13	resistance to acids and alkalis (low and high concentration) resistance to household cleaning agents and swimming pool chemicals	declared value minimum class B	A	A
ISO 10545/14	stains resistance	minimum 3	5	3
VOC Emission			available upon request	available upon request
Declaration of Contents			available upon request	available upon request
SVHC DECLARATION			available upon request	available upon request
HPD			available upon request	available upon request


V3
moderate variation

Embalaje

SIZE	PCS·SQM	PCS·BOX	SQM·BOX	BOX·PAL	KG·SQM	KG·PAL	SQM·PAL
Motivo 14x28	22,32	36	1,41	36	14,70	745	50,76
Motivo T	22,32	36	_	80	_	626	_
Motivo Terminal		32		80		840	
Motivo L		32		80		720	

MUTINA

Motivo
by Ronan Bouroullec



FR

Informations générales
Conseils de pose et d'entretien
Couleurs
Caractéristiques techniques
Emballage

Ceramiche Mutina Spa

Via del Crociale 25 41042 Fiorano Modenese, Italia
T +39 0536812800 F +39 0536812808
info@mutina.it – www.mutina.it

Département Contractt
arch@mutina.it



Informations générales

collection	Motivo
design	Ronan Bouroullec, 2025
production	Industrielle
matériel	Double cuisson émaillée avec émail mat – Faïence à lustre en double cuisson émaillée (Silver) Grès cérame non émaillé, avec mélange coloré dans la masse (Motivo L, Motivo T e Terminale)
épaisseur	8 mm (14·28), 13,5 mm (T), 19 mm (L, Terminale)
dimensions	14·28 cm (5,5 ”·11”) Motivo L, Motivo T e Terminale 2,8·28 cm (1,10 ”·11”)
spécifications	– 6 couleurs: White, Chalk, Limestone, Earth, Arctic, Graphite – 1 couleur avec faïence à lustre: Silver – Le modèle Motivo 14x28 est vendu exclusivement en combinaison avec le Motivo T. L’achat séparé des deux éléments n’est pas autorisé. Pour garantir un résultat esthétique optimal, il est fortement recommandé d’utiliser un joint ton sur ton assorti à la couleur de la pièce de finition.
classification	Uni: UNI EN 14411:2016 App. L (BIIa Group) GL Listels L, T and Terminale: UNI EN 14411:2016 App. L (BIa Group) UGL
brevets	Registered design n° 015127172-0001/0011 – date of registration: 12/12/2025

MOTIVO 14x28

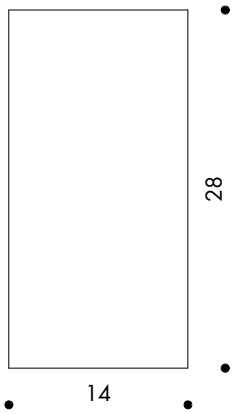

MOTIVO T

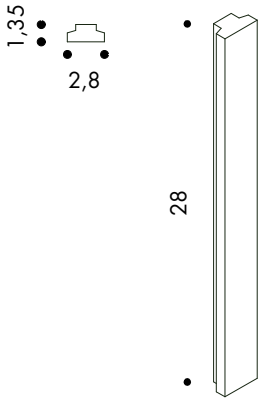

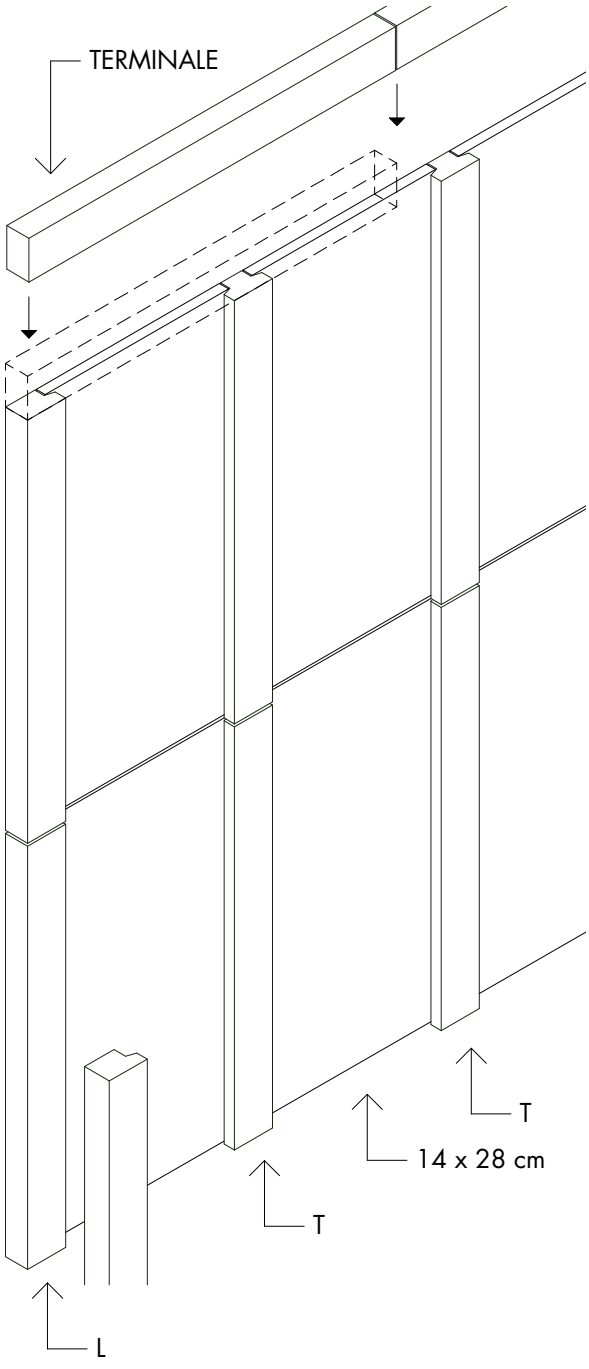

MOTIVO L

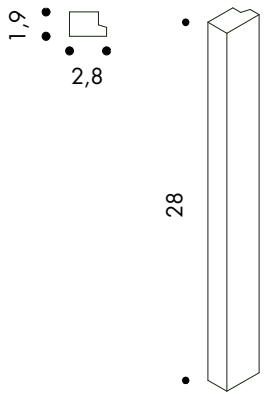

MOTIVO TERMINALE

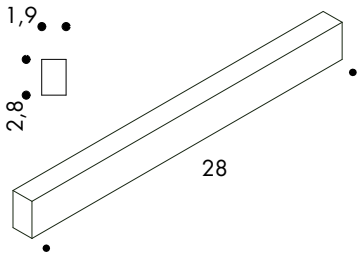

Conseils de pose et d'entretien

destination d'utilisation	Revêtement mural, intérieur
conseils pour la pose	Poser sur les murs parfaitement propres, sans fissures, planes et secs. Pour le processus d'installation, voir la vidéo d'installation.
colle recommandée	Colle pour grès cérame et bicuisson NON RAPIDE pour faciliter la disposition des pièces.
dimension recommandée du joint	Pour une pose correcte des carreaux, il est essentiel de suivre les instructions de pose.
type de joint recommandée	JOINT EPOXY : jointer 0,5 m2 à la fois et bien nettoyer avec de l'eau claire. Merci de procéder à l'élimination du joint excédentaire avant qu'il sèche complètement. Téléchargez le tableau des joints suggérés.
conseils pour le nettoyage de fin chantier	RESINE EPOXY : détergent alcalin (es. FILA CR10 de FILA)FILA CR10 : Appliquer à l'état pur, attendre 30 minutes, puis utiliser une éponge type scotch Brite vert. PEINTURE : elle peut être éliminée habituellement avec l'eau.En cas d'utilisation de peintures avec des résines ou émaux spécifiques il vaut mieux demander à l'entreprise productrice de la couleur quel est le solvant le plus approprié. ROUILLE : détachant pour supprime les rouilles, par exemple. FILA NO RUST. Appliquer le produit sur la tâche, laisser agir pendant 15 minutes, enlever le résidu et rincer abondamment.
entretien courant (produit posé)	Il s'agissant de carreaux présentant une finition superficielle brillante, il est recommandé d'utiliser le moins possible des objets abrasifs (comme des pailles de fer et des éponges en fer ou en acier). puisque celles-ci sont davantage sujettes au risque de rayures, de perte de brillance, etc.
calibres (dimensions réelles)	140x280mm - 28x280mm

Couleurs



White



Chalk



Limestone



Earth



Artic



Graphite



Silver

Caractéristiques techniques

STANDARD	FEATURES	VALUE REQUIRED	MOTIVO 14X28	MOTIVO L, T, TERMINALE
ISO 10545/3	water absorption		> 10%	0,2%
ISO 10545/9	resistance to thermal shock	no visible alteration	resistant	resistant
ISO 10545/11	crazing resistance	no visible alteration	resistant	
ISO 10545/13	resistance to acids and alkalis (low and high concentration) resistance to household cleaning agents and swimming pool chemicals	declared value minimum class B	A	A
ISO 10545/14	stains resistance	minimum 3	5	3
VOC Emission			available upon request	available upon request
Declaration of Contents			available upon request	available upon request
SVHC DECLARATION			available upon request	available upon request
HPD			available upon request	available upon request


V3
moderate variation

Emballage

SIZE	PCS·SQM	PCS·BOX	SQM·BOX	BOX·PAL	KG·SQM	KG·PAL	SQM·PAL
Motivo 14x28	22,32	36	1,41	36	14,70	745	50,76
Motivo T	22,32	36	_	80	_	626	_
Motivo Terminal		32		80		840	
Motivo L		32		80		720	