MUTINA

# Déchirer
by Patricia Urquiola



# IT

Informazioni generali
Consigli di posa e manutenzione
Colori
Specifiche tecniche
Imballo

Ceramiche Mutina Spa

Via del Crociale 25 41042 Fiorano Modenese, Italia
T +39 0536812800 F +39 0536812808
info@mutina.it – www.mutina.it

**Divisione Contract**
arch@mutina.it



# Déchirer Decor, Neutral

## Informazioni generali

| | |
|---|---|
| collezione | Déchirer |
| design | Patricia Urquiola, 2008 |
| produzione | Industriale |
| materiale | Gres porcellanato non smaltato ad impasto omogeneo |
| caratteristiche | Lastre squadrate e rettificate ognuna esattamente uguale all'altra |
| spessore | 12 mm<br>10,5 mm |
| formato nominale | DECOR: mosaico random 21,4·44,4 cm (8"· 17")<br>DECOR:120·120 cm (47"·47"), 60·120 cm (24"·47"), 60·60 cm (24"·24")<br>DECOR: esagona 120·120 cm (47"·47"), esagona 60·60 cm (24"·24")<br>NEUTRAL: 120·120 cm (47"·47"), 60·120 cm (24"·47"), 60·60 cm (24"·24") |
| specifiche | – 5 colori<br>– texture a rilievo "Decor" in 5 colori (modello depositato)<br>– sistema di produzione tecnologia Continua (certificazione ambientale ISO 14001:2004) |
| pezzi speciali | Gradone, Angolare, Battiscopa |
| premi | Edida 2009, Best of Neocon 2009, Home beautiful product 2009, Selected for Adi Design Index 2009,<br>Good Design 2010, ICFF Editors Award Material 2011 |
| brevetti | Modello depositato n° 001615790-001 – data di deposito: 25/09/2009<br>Modello depositato n° 001615774-001 – data di deposito: 25/09/2009 |
| categoria | UNI EN 14411 App G (BIA group) UGL |

DECOR



120·120 cm
47"·47"



60·120 cm
24"·47"



60·60 cm
24"·24"



esagona
120·120 cm
47"·47"



esagona
60·60 cm
24"·24"

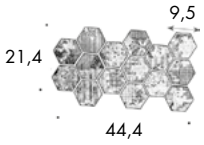


mosaico random
21,4·44,4 cm
8"· 17"

NEUTRAL



120·120 cm
47"·47"



60·120 cm
24"·47"



60·60cm
24"·24"

pezzi speciali

gradone
33·120·4,5 cm
13"·47"·1 7/8"

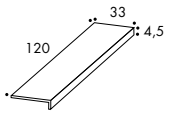


angolare
33·120·4,5 cm
13"·47"·1 7/8"

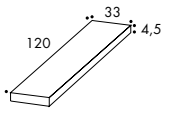


battiscopa
3,8·60 cm
2"· 24"

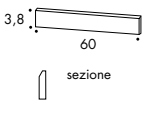

# Consigli di posa e manutenzione

| | |
|---|---|
| destinazione d'uso | Pavimento, rivestimento – interno, esterno. |
| consigli di posa | Per realizzare una buona armonia dei toni della posa in opera, si consiglia di prelevare il materiale alternativamente da più scatole.<br>Nel formato 120x120 si consiglia la tecnica della doppia spalmatura. |
| collante consigliato | Colla per gres porcellanato. |
| fuga consigliata | 2 mm. Utilizzare i cunei distanziatori per correggere le differenze di calibro tra le piastrelle. |
| stucco consigliato | Stucco cementizio / stucco epossidico.<br>Rimuovere bene i residui di stucco prima che essicchi completamente.<br>Scarica la tabella stucchi. |
| consigli di pulizia fine cantiere | STUCCO CEMENTIZIO: Acido tamponato (es. DETERDEK PRO di FILA, o similari). Bagnare il pavimento con acqua, diluire il prodotto 1:5 con acqua e versare sul pavimento. Aspettare 2 o 3 minuti poi utilizzare scotch Brite bianco e risciacquare bene con acqua pulita.<br>STUCCO EPOSSIDICO: Detergente alcalino (es. FILA CR10 o similari). FILA CR10: da applicare puro, lasciare agire circa 30 minuti e utilizzare lo scotch Brite verde.<br>SILICONE: Solvente per silicone (es. FILA ZERO SIL) da versare puro direttamente sulla macchia, attendere 20 minuti e sempre con l'utilizzo di scotch Brite rimuovere l'alone.<br>PITTURA: Di solito si toglie con acqua, ma se sono state utilizzate delle pitture in resina o smalti particolari, meglio chiedere alla ditta produttrice del colore quale sia il solvente più adatto.<br>RUGGINE: Smacchiatore rimuovi ruggine (es. FILA NO RUST.) Applicare il prodotto sulla macchia, lasciare agire 15 minuti circa, asportare il residuo e sciacquare accuratamente. |
| pulizia generale<br>(piastrelle posate) | Consigliamo l'utilizzo di un detergente neutro diluito in acqua. Evitare l'uso di prodotti acidi o alcalini, cere e/o impregnanti.<br>Durante la pulizia ordinaria si consiglia di utilizzare il meno possibile quanto di più abrasivo (come pagliette e spugne di ferro o acciaio). Questa raccomandazione deve essere rispettata rigorosamente nel caso di piastrelle con una finitura superficiale lucida poiché sono più suscettibili al rischio di graffi, perdita di lucentezza, ecc. In caso di sporco pesante o superfici particolarmente ruvide, utilizzare un detergente alcalino e risciacquare dopo il lavaggio. Per grandi superfici si consiglia l'uso di una macchina lavapavimenti. Durante le procedure di pulizia quotidiane, è necessario ricordare che alcuni tipi di sporco (polvere, sabbia) aumentano l'effetto abrasivo del traffico pedonale. Pertanto si consiglia di posizionare un tappetino all'ingresso. |
| calibro 09 (misura reale)<br>spessore 12mm | 120cm x120cm -> 1190mm x 1190mm<br>60cm x 60cm -> 594mm x 594mm<br>60cm x 120cm -> 594mm x 1190mm |
| calibro I (misura reale)<br>spessore 10,5mm | 120cm x120cm -> 1196mm x 1196mm<br>60cm x 60cm -> 597mm x 597mm<br>60cm x 120cm -> 597mm x 1196mm |

# Colori


Decor Bianco


Neutral Bianco


Decor Grigio


Neutral Grigio


Decor Piombo


Neutral Piombo


Decor Nero


Neutral Nero


Decor Ecrù


Neutral Ecrù

Per informazioni sulle fughe disponibili, contattare l'ufficio commerciale

# Specifiche tecniche

| NORMA | CARATTERISTICHE | VALORE PRESCRITTO | DÉCHIRER |
|---|---|---|---|
| **ISO 10545/3** | assorbimento d'acqua | < 0,5% | 0,06% |
| **ASTM C373** | | < 0,5% | 0,06% |
| **ISO 10545/4** | resistenza a flessione e forza di rottura | ≥ 35 N/mm² | 61,2 N/mm² |
| **ISO 10545/6** | resistenza all'abrasione profonda | <175 mm3 | conforme |
| **EN 101** | durezza superficiale (scala mohs) | > 5 | 8 |
| **ISO 10545/9** | resistenza agli sbalzi termici | nessuna alterazione visibile | resiste |
| **ASTM C484** | | nessun campione deve mostrare difetti visibili | invariato |
| **ISO 10545/12** | resistenza al gelo | nessuna alterazione visibile | resiste |
| **ASTM C1026** | | invariato | invariato |
| **ISO 10545/13** | resistenza agli attacchi chimici | minimo B | A |
| **ASTM C650** | | | |
| **ISO 10545/14** | resistenza alle macchie | classe 3 min | classe 5 min |
| **DIN 51130-04** | resistenza allo scivolamento | valori medi<br>6÷10° R9<br>10÷19° R10<br>19÷27° R11<br>27÷35° R12<br>> 35° R13 | déchirer neutral R10<br>déchirer decor R10 |
| **DIN 51097** | | | B |
| **DCOF** | | – | |
| **Pendulum ENV12633** | | | Class 1 |
| QB UPEC | | | disponibile su richiesta |
| **LEED CERTIFICATION 4.1** | | | 20% materiale riciclato |
| **ENVIROMENTAL MANAGEMENT SYSTEM ISO 14000 E ISO 9001** | | | |
| **VOC Emission** | | | disponibile su richiesta |
| **Declaration of Contents** | | | disponibile su richiesta |
| **EPD** | | | disponibile su richiesta |
| **SDS** | | | disponibile su richiesta |
| **BPD3** | | | disponibile su richiesta |
| **HPD** | | | disponibile su richiesta |

# Imballo

| FORMATO | SPESSORE | PZ·MQ | MQ·PZ | PZ·PAL | KG·PZ | KG·PAL | MQ·PAL |
|---|---|---|---|---|---|---|---|
| 120·120 cm | 12 | 0,69 | 1,44 | 36 | 38,30 | 1379 | 51,84 |
| | 10,50 | 0,69 | 1,44 | 36 | 35,10 | 1263,60 | 51,84 |

| FORMATO | SPESSORE | PZ·MQ | PZ·SCAT | MQ·SCAT | SCAT·PAL | KG·SCAT | KG·PAL | MQ·PAL |
|---|---|---|---|---|---|---|---|---|
| esagona 120·120 cm | 12 | 1,07 | 1 | 0,93 | 36 | 25,10 | 904 | 33,48 |
| | 10,50 | 1,07 | 1 | 0,93 | 36 | 22,67 | 816,12 | 33,48 |
| 60·120 cm | 12 | 1,38 | 2 | 1,44 | 24 | 38,65 | 928 | 34,56 |
| | 10,50 | 1,38 | 2 | 1,44 | 24 | 34,30 | 823,20 | 34,56 |
| 60·60 cm | 12 | 2,77 | 3 | 1,08 | 32 | 29,00 | 928 | 34,56 |
| | 10,50 | 2,77 | 3 | 1,08 | 32 | 26,10 | 835,20 | 34,56 |
| esagona 60·60 cm | 12 | 4,30 | 4 | 0,92 | 24 | 25,15 | 604 | 22,08 |
| | 10,50 | 4,30 | 4 | 0,92 | 24 | 22,25 | 534 | 22,08 |
| mosaico random decor 21,4·44,4 cm | 12 | 10,52 | 5 | 0,47 | 56 | 12,50 | 700 | 26,60 |
| | 10,50 | 10,52 | 5 | 0,47 | 56 | 11,35 | 635,60 | 26,60 |
| gradone 30·120·4,5 cm | | – | 2 | 2,40 ml | – | 26,00 | – | – |
| angolare 30·120·4,5 | | – | 1 | 1,20 ml | – | 13,00 | – | – |
| battiscopa 3,8·60 cm | 12 | – | 10 | 6,00 ml | – | 5,85 | – | – |
| | 10,50 | _ | 10 | 6,00 ml | – | 5,55 | – | – |

MUTINA

# Déchirer
by Patricia Urquiola



**EN**


General information
Laying and maintenance tips
Colors
Technical features
Packing



Ceramiche Mutina Spa

Via del Crociale 25 41042 Fiorano Modenese, Italia
T +39 0536812800 F +39 0536812808
info@mutina.it – www.mutina.it

**Divisione Contract**
arch@mutina.it



# Déchirer Decor, Neutral

## General information

| | |
|---|---|
| collection | Déchirer |
| design | Patricia Urquiola, 2008 |
| production | Industrial |
| material | Unglazed homogeneous porcelain stoneware |
| features | Squared and rectified slabs each one exactly the same as the others |
| thickness | 12 mm<br>10,5 mm |
| nominal sizes | DECOR: mosaico random 21,4·44,4 cm (8"· 17")<br>DECOR:120·120 cm (47"·47"), 60·120 cm (24"·47"), 60·60 cm (24"·24")<br>DECOR: esagona 120·120 cm (47"·47"), esagona 60·60 cm (24"·24")<br>NEUTRAL: 120·120 cm (47"·47"), 60·120 cm (24"·47"), 60·60 cm (24"·24") |
| specification | – 5 base colours<br>– Relief texture "Decor" in 5 colours (registered design)<br>– CONTINUA Technology production system (environmental certification ISO 14001:2004) |
| complementary pieces | Step, Corner tile, Skirting |
| awards | Edida 2009, Best of Neocon 2009, Home beautiful product 2009, Selected for Adi Design Index 2009,<br>Good Design 2010, ICFF Editors Award Material 2011 |
| patents | Registered design n° 001615790-001 – date of registration: 25/09/2009<br>Registered design n° 001615774-001 – date of registration: 25/09/2009 |
| category | UNI EN 14411 App G (BIA group) UGL |

DECOR



120·120 cm
47"·47"



60·120 cm
24"·47"



60·60 cm
24"·24"



esagona
120·120 cm
47"·47"



esagona
60·60 cm
24"·24"

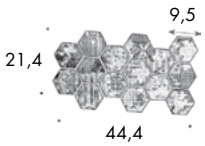


mosaico random
21,4·44,4 cm
8"· 17"

NEUTRAL



120·120 cm
47"·47"



60·120 cm
24"·47"



60·60cm
24"·24"

complementary pieces

step
33·120·4,5 cm
13"·47"·1 7/8"

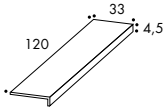


corner tile
33·120·4,5 cm
13"·47"·1 7/8"

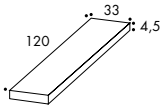


skirting
3,8·60 cm
2"· 24"

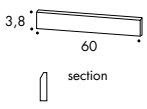

# Laying and maintenance tips

| | |
|---|---|
| use | Floor, wall – indoor, outdoor. |
| installation | For an even, smooth shading effect when laying, alternate material from several different boxes.<br>The double spreading technique is reccommended for the 120x120 size. |
| recommended adhesive | Adhesive for porcelain stoneware. |
| recommended joints | 2mm joints. Use wedges to fix the caliber differences in work size between tiles. |
| recommended fillers | Cement-based grout / epoxy grout.<br>Remove all traces of grout carefully before it dries completely.<br>Download the Grout Tables. |
| cleaning at the end of installation | CEMENT-BASED GROUT: Buffered acid (e.g. DETERDEK PRO by FILA, or similar). Wet the floor with water, dilute the product 1:5 with water and pour it on the floor. Wait for 2 or 3 minutes then use a white scotch Brite pad and rinse well with clean water.<br>EPOXY GROUT: Alkaline detergent (e.g. FILA CR10 by FILA). FILA CR10: apply pure, wait for 30 minutes then use a green scotch Brite pad.<br>SILICONE: Solvent for silicone (e.g. FILA ZERO SIL.). Pour it straight onto the stain, wait for 20 minutes and remove the mark using scotch Brite.<br>PAINT: Can usually be removed using water, but if resin-based paints or particular enamels have been used, it is best to ask the manufacturer which solvent is most suitable.<br>RUST: stain remover es. FILA NO RUST. Apply the product onto the stain, leave for 15 minutes, remove the residue and rinse thoroughly. |
| general cleaning (installed tiles) | You are recommended to use ordinary neutral detergent diluted in water. Avoid using acid or alkaline products, waxes and/or impregnants. During ordinary cleaning it is recommended to use extremely abrasive items (such as scourers and iron or steel sponges) as little as possible. This recommendation must be adhered to rigorously in the case of tiles with a glossy surface finishing as they are more susceptible to the risk of scuffs, scratches and loss of shine, etc. In the event of heavy dirt or particularly textured surfaces, use an alkaline detergent and rinse after washing. For large surfaces, the use of a floor washing machine is recommended. During every-day cleaning procedures, it is necessary to remember that certain types of dirt (dust, sand) increase the abrasive effect of foot-traffic. Therefore we recommend that you avoid bringing in this type of dirt, which comes in from the outside, by placing a door-mat at the entrance. |
| calibers 09 (real size)<br>thickness 12mm | 120cm x120cm -> 1190mm x 1190mm<br>60cm x 60cm -> 594mm x 594mm<br>60cm x 120cm -> 594mm x 1190mm |
| calibers I (real size)<br>thickness 10,5mm | 120cm x120cm -> 1196mm x 1196mm<br>60cm x 60cm -> 597mm x 597mm<br>60cm x 120cm -> 597mm x 1196mm |

# Colours


Decor Bianco


Neutral Bianco


Decor Grigio


Neutral Grigio


Decor Piombo


Neutral Piombo


Decor Nero


Neutral Nero


Decor Ecrù


Neutral Ecrù

For information about the available grouts, please contact the sales department.

# Technical Features

| STANDARD | FEATURES | VALUE REQUIRED | DÉCHIRER |
|---|---|---|---|
| **ISO 10545/3** | water absorption | < 0,5% | 0,06% |
| **ASTM C373** | | < 0,5% | 0,06% |
| **ISO 10545/4** | breaking strength | ≥ 35 N/mm² | 61,2 N/mm² |
| **ISO 10545/6** | resistance to deep abrasion | <175 mm3 | in conformity |
| **EN 101** | surface hardness (Mohs scale) | > 5 | 8 |
| **ISO 10545/9** | resistance to thermal shock | no visible alteration | resistant |
| **ASTM C484** | | no samples must show visible defects | unaffected |
| **ISO 10545/12** | frost resistance | no visible alteration | resistant |
| **ASTM C1026** | | unaffected | unaffected |
| **ISO 10545/13** | resistance to chemical attacks | minimum B | A |
| **ASTM C650** | | | |
| **ISO 10545/14** | stains resistance | class 3 | class 5 |
| **DIN 51130-04** | slip resistance | medium values<br>6÷10° R9<br>10÷19° R10<br>19÷27° R11<br>27÷35° R12<br>> 35° R13 | déchirer neutral R10<br>déchirer decor R10 |
| **DIN 51097** | | | B |
| **DCOF** | | – | |
| **Pendulum ENV12633** | | | Class 1 |
| QB UPEC | | | available upon request |
| **LEED CERTIFICATION 4.1** | | | 20% recycled material |
| **ENVIROMENTAL MANAGEMENT SYSTEM ISO 14000 E ISO 9001** | | | |

| | |
|---|---|
| **VOC Emission** | available upon request |
| **Declaration of Contents** | available upon request |
| **EPD** | available upon request |
| **SDS** | available upon request |
| **BPD3** | available upon request |
| **HPD** | available upon request |

# Packing

| SIZE | THICKNESS | PCS·SQM | SQM·PCS | PCS·PAL | KG·PCS | KG·PAL | SQM·PAL |
|---|---|---|---|---|---|---|---|
| 120·120 cm | 12 | 0,69 | 1,44 | 36 | 38,30 | 1379 | 51,84 |
| | 10,50 | 0,69 | 1,44 | 36 | 35,10 | 1263,60 | 51,84 |

| SIZE | THICKNESS | PCS·SQM | PCS·BOX | SQM·BOX | BOX·PAL | KG·BOX | KG·PAL | SQM·PAL |
|---|---|---|---|---|---|---|---|---|
| esagona 120·120 cm | 12 | 1,07 | 1 | 0,93 | 36 | 25,10 | 904 | 33,48 |
| | 10,50 | 1,07 | 1 | 0,93 | 36 | 22,67 | 816,12 | 33,48 |
| 60·120 cm | 12 | 1,38 | 2 | 1,44 | 24 | 38,65 | 928 | 34,56 |
| | 10,50 | 1,38 | 2 | 1,44 | 24 | 34,30 | 823,20 | 34,56 |
| 60·60 cm | 12 | 2,77 | 3 | 1,08 | 32 | 29,00 | 928 | 34,56 |
| | 10,50 | 2,77 | 3 | 1,08 | 32 | 26,10 | 835,20 | 34,56 |
| esagona 60·60 cm | 12 | 4,30 | 4 | 0,92 | 24 | 25,15 | 604 | 22,08 |
| | 10,50 | 4,30 | 4 | 0,92 | 24 | 22,25 | 534 | 22,08 |
| mosaico random decor 21,4·44,4 cm | 12 | 10,52 | 5 | 0,47 | 56 | 12,50 | 700 | 26,60 |
| | 10,50 | 10,52 | 5 | 0,47 | 56 | 11,35 | 635,60 | 26,60 |
| step 30·120·4,5 cm | | – | 2 | 2,40 ml | – | 26,00 | – | – |
| corner tile 30·120·4,5 | | – | 1 | 1,20 ml | – | 13,00 | – | – |
| skirting 3,8·60 cm | 12 | – | 10 | 6,00 ml | – | 5,85 | – | – |
| | 10,50 | _ | 10 | 6,00 ml | – | 5,55 | – | – |

MUTINA

# Déchirer
## by Patricia Urquiola



# ES


Información general
Consejos de colocación y mantenimiento
Colores
Especificación técnica
Embalaje



Ceramiche Mutina Spa

Via del Crociale 25 41042 Fiorano Modenese, Italia
T +39 0536812800 F +39 0536812808
info@mutina.it – www.mutina.it

**División Contract**
arch@mutina.it



# Déchirer Decor, Neutral

## Información general

| | |
|---|---|
| colección | Déchirer |
| diseño | Patricia Urquiola, 2008 |
| producción | Industrial |
| material | Gres porcelánico homogéneo sin esmaltar |
| características | Losas escuadradas y rectificadas, cada una exactamente igual que las demás |
| espesor | 12 mm<br>10,5 mm |
| tamaño nominal | DECOR: mosaico random 21,4·44,4 cm (8"· 17")<br>DECOR:120·120 cm (47"·47"), 60·120 cm (24"·47"), 60·60 cm (24"·24")<br>DECOR: esagona 120·120 cm (47"·47"), esagona 60·60 cm (24"·24")<br>NEUTRAL: 120·120 cm (47"·47"), 60·120 cm (24"·47"), 60·60 cm (24"·24") |
| especificaciones | – 5 colores base<br>– Textura en relieve "Decor" en 5 colores (diseño registrado)<br>– Sistema de producción con tecnología CONTINUA (certificación ambiental ISO 14001: 2004) |
| piezas complementarias | Peldaño, Pieza esquina, Zócalo |
| premios | Edida 2009, Best of Neocon 2009, Home beautiful product 2009, Selected for Adi Design Index 2009,<br>Good Design 2010, ICFF Editors Award Material 2011 |
| patentes | Registered design n° 001615790-001 – date of registration: 25/09/2009<br>Registered design n° 001615774-001 – date of registration: 25/09/2009 |
| normativa | UNI EN 14411 App G (BIA group) UGL |

DECOR



120·120 cm
47"·47"



60·120 cm
24"·47"



60·60 cm
24"·24"



esagona
120·120 cm
47"·47"



esagona
60·60 cm
24"·24"

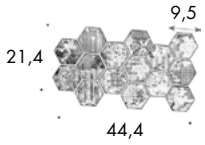


mosaico random
21,4·44,4 cm
8"· 17"

NEUTRAL



120·120 cm
47"·47"



60·120 cm
24"·47"



60·60cm
24"·24"

piezas complementarias

peldaño
33·120·4,5 cm
13"·47"·1 7/8"

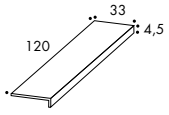


pieza esquina
33·120·4,5 cm
13"·47"·1 7/8"

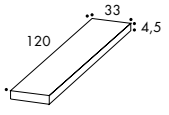


zócalo
3,8·60 cm
2"· 24"

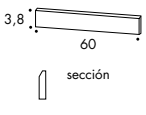

# Consejos de colocación y mantenimiento

| | |
|---|---|
| uso | Pavimento, revestimiento – Interior, exterior |
| consejos de colocación | Para garantizar una buena armonía de los tonos en la colocación en obra, se recomienda sacar el material simultáneamente de varias cajas.<br>Para el formato 120x120, se aconseja la técnica del doble encolado. |
| adhesivo recomendado | Cola para gres porcelánico. |
| junta recomendada | 2 milímetros. Utilice cuñas para compensar las posibles diferencias de calibre. |
| material de rejuntado recomendado | Lechada de cemento / Lechada epoxi<br>Quitar correctamente los restos de lechada antes de que se seque por completo.<br>Descargar la información de la lechada. |
| consejos para la limpieza de fin de obra | LECHADA DE CEMENTO: Ácido tamponado (p. ej. DETERDEK PRO de FILA o similares). Mojar el pavimento con agua, diluir el producto 1:5 con agua y distribuirlo sobre el suelo. Esperar 2-3 minutos y, a continuación, utilizar scotch Brite blanco y aclarar bien con agua limpia.<br>LECHADA EPOXI: Detergente alcalino (p. ej. FILA CR10 o similares). FILA CR10: aplicarlo puro, esperar 30 minutos y utilizar scotch Brite verde.<br>SILICONAS: Disolvente para siliconas p. ej. FILA ZERO SIL, aplicar el producto puro directamente sobre la mancha, dejar actuar unos 20 minutos y, utilizando scotch Brite, eliminar la marca.<br>PINTURA: Por lo general, se elimina con agua. Sin embargo, si se utilizan pinturas de resina o esmaltes especiales, consultar con el fabricante de la pintura cuál es el disolvente más adecuado.<br>HERRUMBRE: utilizar un producto como por ejemplo, FILA NO RUST. Aplicar el producto sobre la mancha, dejarlo actuar durante 15 minutos, eliminar los residuos y aclarar bien. |
| limpieza general (instalación) | Se recomienda usar detergente neutro diluido en agua. Evite el uso de productos ácidos o alcalinos, ceras y / o impregnantes. Durante<br>la limpieza ordinaria, se recomienda usar artículos extremadamente abrasivos (como estropajos y esponjas de hierro o acero) lo menos posible. Esta recomendación debe cumplirse rigurosamente en el caso de baldosas con un acabado de superficie brillante, ya que son más susceptibles al riesgo de rayones, arañazos y pérdida de brillo, etc. En caso de suciedad intensa o superficies especialmente texturizadas, utilice un producto alcalino detergente y enjuague después del lavado. Para superficies grandes, se recomienda el uso de una máquina fregasuelos. Durante los procedimientos de limpieza diarios, es necesario recordar que ciertos tipos de suciedad (polvo, arena) aumentan el efecto abrasivo del tráfico peatonal. Por lo tanto, le recomendamos que evite este tipo de suciedad, que entra desde el exterior, colocando un felpudo en la entrada. |
| calibre 09 (medidas reales)<br>espesor 12mm | 120cm x120cm -> 1190mm x 1190mm<br>60cm x 60cm -> 594mm x 594mm<br>60cm x 120cm -> 594mm x 1190mm |
| calibre I (medidas reales)<br>espesor 10,50mm | 120cm x120cm -> 1196mm x 1196mm<br>60cm x 60cm -> 597mm x 597mm<br>60cm x 120cm -> 597mm x 1196mm |

# Colores


Decor Bianco


Neutral Bianco


Decor Grigio


Neutral Grigio


Decor Piombo


Neutral Piombo


Decor Nero


Neutral Nero


Decor Ecrù


Neutral Ecrù

Para obtener información sobre las juntas disponibles, comuníquese con la oficina de ventas.

# Especificación técnica

| STANDARD | FEATURES | VALUE REQUIRED | DÉCHIRER |
|---|---|---|---|
| **ISO 10545/3** | water absorption | < 0,5% | 0,06% |
| **ASTM C373** | | < 0,5% | 0,06% |
| **ISO 10545/4** | breaking strength | ≥ 35 N/mm² | 61,2 N/mm² |
| **ISO 10545/6** | resistance to deep abrasion | <175 mm3 | in conformity |
| **EN 101** | surface hardness (scala mohs) | > 5 | 8 |
| **ISO 10545/9** | resistance to thermal shock | no visible alteration | resistant |
| **ASTM C484** | | no samples must show visible defects | unaffected |
| **ISO 10545/12** | frost resistance | no visible alteration | resistant |
| **ASTM C1026** | | unaffected | unaffected |
| **ISO 10545/13** | resistance to chemical attacks | minimum B | A |
| **ASTM C650** | | | |
| **ISO 10545/14** | stains resistance | class 3 | class 5 |
| **DIN 51130-04** | slip resistance | medium values<br>6÷10° R9<br>10÷19° R10<br>19÷27° R11<br>27÷35° R12<br>> 35° R13 | <br><br>déchirer neutral R10<br>déchirer decor R10 |
| **DIN 51097** | | | B |
| **DCOF** | | – | |
| **Pendulum ENV12633** | | | Class 1 |
| QB UPEC | | | available upon request |
| **LEED CERTIFICATION 4.1** | | | 20% recycled material |
| **ENVIROMENTAL MANAGEMENT SYSTEM ISO 14000 E ISO 9001** | | | |
| **VOC Emission** | | | available upon request |
| **Declaration of Contents** | | | available upon request |
| **EPD** | | | available upon request |
| **SDS** | | | available upon request |
| **BPD3** | | | available upon request |
| **HPD** | | | available upon request |

# Embalaje

| SIZE | THICKNESS | PCS·SQM | SQM·PCS | PCS·PAL | KG·PCS | KG·PAL | SQM·PAL |
|---|---|---|---|---|---|---|---|
| 120·120 cm | 12 | 0,69 | 1,44 | 36 | 38,30 | 1379 | 51,84 |
| | 10,50 | 0,69 | 1,44 | 36 | 35,10 | 1263,60 | 51,84 |

| SIZE | THICKNESS | PCS·SQM | PCS·BOX | SQM·BOX | BOX·PAL | KG·BOX | KG·PAL | SQM·PAL |
|---|---|---|---|---|---|---|---|---|
| esagona 120·120 cm | 12 | 1,07 | 1 | 0,93 | 36 | 25,10 | 904 | 33,48 |
| | 10,50 | 1,07 | 1 | 0,93 | 36 | 22,67 | 816,12 | 33,48 |
| 60·120 cm | 12 | 1,38 | 2 | 1,44 | 24 | 38,65 | 928 | 34,56 |
| | 10,50 | 1,38 | 2 | 1,44 | 24 | 34,30 | 823,20 | 34,56 |
| 60·60 cm | 12 | 2,77 | 3 | 1,08 | 32 | 29,00 | 928 | 34,56 |
| | 10,50 | 2,77 | 3 | 1,08 | 32 | 26,10 | 835,20 | 34,56 |
| esagona 60·60 cm | 12 | 4,30 | 4 | 0,92 | 24 | 25,15 | 604 | 22,08 |
| | 10,50 | 4,30 | 4 | 0,92 | 24 | 22,25 | 534 | 22,08 |
| mosaico random decor 21,4·44,4 cm | 12 | 10,52 | 5 | 0,47 | 56 | 12,50 | 700 | 26,60 |
| | 10,50 | 10,52 | 5 | 0,47 | 56 | 11,35 | 635,60 | 26,60 |
| peldaño 30·120·4,5 cm | | – | 2 | 2,40 ml | – | 26,00 | – | – |
| pieza esquina 30·120·4,5 | | – | 1 | 1,20 ml | – | 13,00 | – | – |
| zócalo 3,8·60 cm | 12 | – | 10 | 6,00 ml | – | 5,85 | – | – |
| | 10,50 | _ | 10 | 6,00 ml | – | 5,55 | – | – |

MUTINA

# Déchirer
by Patricia Urquiola



**FR**

Informations générales
Conseils de pose et d'entretien
Couleurs
Caractéristiques techniques
Emballage

Ceramiche Mutina Spa

Via del Crociale 25 41042 Fiorano Modenese, Italia
T +39 0536812800 F +39 0536812808
info@mutina.it – www.mutina.it

**Département Contract**
arch@mutina.it



# Déchirer Decor, Neutral

## Informations générales

| | |
|---|---|
| collection | Déchirer |
| design | Patricia Urquiola, 2008 |
| production | Industrielle |
| matériel | Grès cérame non émaillé |
| caractéristiques | Carreaux rectifiés aux bords équarris, tous rigoureusement identiques |
| épaisseur | 12 mm<br>10,5 mm |
| dimensions nominales | DECOR: mosaico random 21,4·44,4 cm (8"· 17")<br>DECOR:120·120 cm (47"·47"), 60·120 cm (24"·47"), 60·60 cm (24"·24")<br>DECOR: esagona 120·120 cm (47"·47"), esagona 60·60 cm (24"·24")<br>NEUTRAL: 120·120 cm (47"·47"), 60·120 cm (24"·47"), 60·60 cm (24"·24") |
| spécifications | – 5 couleurs de base<br>– Texture en relief « Decor » en 5 couleurs (modèle déposé)<br>– Système de production par technologie CONTINUA (certification environnementale ISO 14001:2004) |
| pièces de finition | Marche, Carreau d'angle, Plinthe |
| primes | Edida 2009, Best of Neocon 2009, Home beautiful product 2009, Selected for Adi Design Index 2009,<br>Good Design 2010, ICFF Editors Award Material 2011 |
| brevets | Registered design n° 001615790-001 – date of registration: 25/09/2009<br>Registered design n° 001615774-001 – date of registration: 25/09/2009 |
| classification | UNI EN 14411 App G (BIA group) UGL |

DECOR



120·120 cm
47"·47"



60·120 cm
24"·47"



60·60 cm
24"·24"



esagona
120·120 cm
47"·47"



esagona
60·60 cm
24"·24"

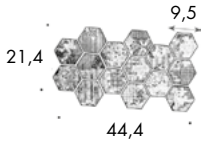


mosaico random
21,4·44,4 cm
8"· 17"

NEUTRAL



120·120 cm
47"·47"



60·120 cm
24"·47"



60·60cm
24"·24"

pièces de finition

marche
33·120·4,5 cm
13"·47"·1 7/8"

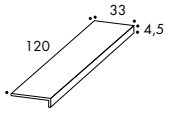


carreau d'angle
33·120·4,5 cm
13"·47"·1 7/8"

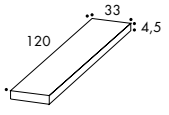


plinthe
3,8·60 cm
2"· 24"

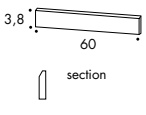

# Conseils de pose et d'entretien

| | |
|---|---|
| destination d'utilisation | Sol & Revêtement mural – Intérieur & Extérieur |
| conseils pour la pose | Merci de mélanger les différents carreaux en les prenant dans différentes boites afin d'obtenir un résultat plus harmonieux. Pour la pose du format 120x120 nous recommandons de faire un double encollage. |
| colle recommandée | Colle pour grès cérame. |
| dimension recommandée du joint | 2mm. Utilisez des cales pour corriger les différences de calibre entre les carreaux. |
| type de joint recommandée | Joint ciment OU résine époxy.<br>Merci de procéder à l'élimination du joint excédentaire avant qu'il sèche complètement.<br>Téléchargez le tableau des joints suggérés. |
| conseils pour le nettoyage de fin chantier | JOINT DE CIMENT : acide à action tamponnée (es. DETERDEK PRO de FILA ou similaires).<br>Tremper le sol avec de l'eau, diluer le produit 1 : 5 avec de l'eau et verser sur le sol. Attendre 2- 3 minutes, puis utiliser une éponge type scotch Brite blanc et bien rincer à l'eau claire.<br>RESINE EPOXY : détergent alcalin (es. FILA CR10 de FILA)FILA CR10 : Appliquer à l'état pur, attendre 30 minutes, puis utiliser une éponge type scotch Brite vert.<br>SILICONE: solvant pour silicone (es. FILA ZERO SIL). Verser directement sur la tâche, attendre 20 minutes et supprimer le voile toujours<br>avec le scotch Brite.<br>PEINTURE : elle peut être éliminée habituellement avec l'eau.En cas d'utilisation de peintures avec des résines ou émaux spécifiques il vaut mieux demander à l'entreprise productrice de la couleur quel est le solvant le plus approprié.<br>ROUILLE : détachant pour supprime les rouilles, par exemple. FILA NO RUST. Appliquer le produit sur la tâche, laisser agir pendant 15 minutes, enlever le résidu et rincer abondamment. |
| entretien courant<br>(produit posé) | Nous recommandons d'utiliser un détergent neutre dilué dans l'eau. Évitez d'utiliser des produits acides ou alcalins, des cires et / ou imprégnants. Lors du nettoyage ordinaire, nous recommandons d'utiliser le moins possible d'abrasifs (éponges abrasives ou métalliques) Cette recommandation doit être strictement suivie dans le cas de carreaux avec une finition de surface brillante car ils sont plus sensibles au risque de rayures, perte de brillance, etc. En cas de saleté importante ou de surfaces particulièrement rugueuses, utiliser un détergent alcalin et rincer après lavage. Pour les grandes surfaces, l'utilisation d'une machine professionnelle pour le lavage des sols est conseillée. Pendant les procédures de nettoyage quotidiennes, il faut tenir compte que certains types de saleté (poussière, sable) augmentent l'effet abrasif du piétinement. Il est donc recommandé de placer un tapis à l'entrée. |
| calibres 09 (dimensions réelles)<br>épaisseur 12mm | 120cm x120cm -> 1190mm x 1190mm<br>60cm x 60cm -> 594mm x 594mm<br>60cm x 120cm -> 594mm x 1190mm |
| calibres I (dimensions réelles)<br>épaisseur 10,50mm | 120cm x120cm -> 1196mm x 1196mm<br>60cm x 60cm -> 597mm x 597mm<br>60cm x 120cm -> 597mm x 1196mm |

# Couleurs


Decor Bianco


Neutral Bianco


Decor Grigio


Neutral Grigio


Decor Piombo


Neutral Piombo


Decor Nero


Neutral Nero


Decor Ecrù


Neutral Ecrù

Pour avoir plus d'informations sur les joints disponibles, contactez le service commercial.

# Caractéristiques techniques

| STANDARD | FEATURES | VALUE REQUIRED | DÉCHIRER |
|---|---|---|---|
| **ISO 10545/3** | water absorption | < 0,5% | 0,06% |
| **ASTM C373** | | < 0,5% | 0,06% |
| **ISO 10545/4** | breaking strength | ≥ 35 N/mm² | 61,2 N/mm² |
| **ISO 10545/6** | resistance to deep abrasion | <175 mm3 | in conformity |
| **EN 101** | surface hardness (scala mohs) | > 5 | 8 |
| **ISO 10545/9** | resistance to thermal shock | no visible alteration | resistant |
| **ASTM C484** | | no samples must show visible defects | unaffected |
| **ISO 10545/12** | frost resistance | no visible alteration | resistant |
| **ASTM C1026** | | unaffected | unaffected |
| **ISO 10545/13** | resistance to chemical attacks | minimum B | A |
| **ASTM C650** | | | |
| **ISO 10545/14** | stains resistance | class 3 | class 5 |
| **DIN 51130-04** | slip resistance | medium values<br>6÷10° R9<br>10÷19° R10<br>19÷27° R11<br>27÷35° R12<br>> 35° R13 | <br><br>déchirer neutral R10<br>déchirer decor R10 |
| **DIN 51097** | | | B |
| **DCOF** | | – | |
| **Pendulum ENV12633** | | | Class 1 |
| QB UPEC | | | available upon request |
| **LEED CERTIFICATION 4.1** | | | 20% recycled material |
| **ENVIROMENTAL MANAGEMENT SYSTEM ISO 14000 E ISO 9001** | | | |
| **VOC Emission** | | | available upon request |
| **Declaration of Contents** | | | available upon request |
| **EPD** | | | available upon request |
| **SDS** | | | available upon request |
| **BPD3** | | | available upon request |
| **HPD** | | | available upon request |

# Caractéristiques techniques

| STANDARD | FEATURES | VALUE REQUIRED | GLASS |
|---|---|---|---|
| **ISO 10545/3** | water absorption | <0,5% | 0,00% |
| **ISO 10545/9** | thermal shock resistance | no alteration | resistant |
| **ISO 10545/12** | frost resistance | no alteration | resistant |
| **ISO 10545/13** | acids and alkalis resistance | min B | A |
| **ISO 10545/14** | stains resistance | class 3 | class 5 |
| **DIN 51094** | colours resistance to fading | | no alteration |
| **LEED CERTIFICATION 4.1** | | | 40% recycled material |
| **VOC Emission** | | | available upon request |
| **Declaration of Contents** | | | available upon request |
| **SDS** | | | available upon request |
| **BPD3** | | | available upon request |
| **HPD** | | | available upon request |

# Emballage

| SIZE | THICKNESS | PCS·SQM | SQM·PCS | PCS·PAL | KG·PCS | KG·PAL | SQM·PAL |
|---|---|---|---|---|---|---|---|
| 120·120 cm | 12 | 0,69 | 1,44 | 36 | 38,30 | 1379 | 51,84 |
| | 10,50 | 0,69 | 1,44 | 36 | 35,10 | 1263,60 | 51,84 |

| SIZE | THICKNESS | PCS·SQM | PCS·BOX | SQM·BOX | BOX·PAL | KG·BOX | KG·PAL | SQM·PAL |
|---|---|---|---|---|---|---|---|---|
| esagona 120·120 cm | 12 | 1,07 | 1 | 0,93 | 36 | 25,10 | 904 | 33,48 |
| | 10,50 | 1,07 | 1 | 0,93 | 36 | 22,67 | 816,12 | 33,48 |
| 60·120 cm | 12 | 1,38 | 2 | 1,44 | 24 | 38,65 | 928 | 34,56 |
| | 10,50 | 1,38 | 2 | 1,44 | 24 | 34,30 | 823,20 | 34,56 |
| 60·60 cm | 12 | 2,77 | 3 | 1,08 | 32 | 29,00 | 928 | 34,56 |
| | 10,50 | 2,77 | 3 | 1,08 | 32 | 26,10 | 835,20 | 34,56 |
| esagona 60·60 cm | 12 | 4,30 | 4 | 0,92 | 24 | 25,15 | 604 | 22,08 |
| | 10,50 | 4,30 | 4 | 0,92 | 24 | 22,25 | 534 | 22,08 |
| mosaico random decor 21,4·44,4 cm | 12 | 10,52 | 5 | 0,47 | 56 | 12,50 | 700 | 26,60 |
| | 10,50 | 10,52 | 5 | 0,47 | 56 | 11,35 | 635,60 | 26,60 |
| marche 30·120·4,5 cm | | – | 2 | 2,40 ml | – | 26,00 | – | – |
| carreau d'angle 30·120·4,5 | | – | 1 | 1,20 ml | – | 13,00 | – | – |
| plinthe 3,8·60 cm | 12 | – | 10 | 6,00 ml | – | 5,85 | – | – |
| | 10,50 | _ | 10 | 6,00 ml | – | 5,55 | – | – |