MUTINA

Mews
by Barber & Osgerby



IT

Informazioni generali
Consigli di posa e manutenzione
Colori
Specifiche tecniche
Imballo

Ceramiche Mutina Spa

Via del Crociale 25 41042 Fiorano Modenese, Italia
T +39 0536812800 F +39 0536812808
info@mutina.it – www.mutina.it

Divisione Contract
arch@mutina.it



Informazioni generali

collezione	Mews
design	Edward Barber & Jay Osgerby, 2013, 2023
produzione	Industriale
materiale	Gres porcellanato smaltato ad impasto omogeneo
caratteristiche	Pezzi tagliati ognuno esattamente uguale all'altro
spessore	9 mm
formato nominale	5,5·45 cm (2″·18″) 11·11 cm (4″·4″) chevron 5,5·39,4 cm (2″·16″) chevron 5,5·19,6 cm (2″·8″)
specifiche	– 9 Colori – Ogni colore si compone di un mix di 15 toni per ottenere una superficie lievemente stonalizzata
pezzi speciali	Gradone, Angolare, Battiscopa
premi	Wallpaper Design Award 2014, Edida 2014
brevetti	Modello depositato n° 002336909-0005/0012 – data di deposito: 31/10/2013
categoria	UNI EN 14411 App G (BIA group)



11·11 cm
4″·4″



5,5·45 cm
2″·18″



5,5·39,4 cm chevron
2″·16″



5,5·19,6 cm chevron
2″·8″

pezzi speciali

gradone
33·45·4,5 cm
$12_{63/64}$″·$17_{23/32}$″·$1_{49/64}$″

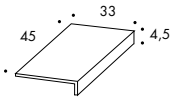

angolare
33·33·4,5 cm
$12_{63/64}$″· $12_{63/64}$″ ·$1_{49/64}$″

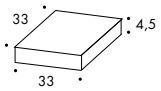

battiscopa
3,8·45 cm
$1_{1/2}$″·$17_{23/32}$″

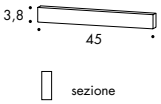

Consigli di posa e manutenzione

destinazione d'uso	Pavimento, rivestimento – interno, esterno.
consigli di posa	Materiale volutamente stonalizzato. Prelevare il materiale da più scatole e miscelare con attenzione. Durante la posa si consiglia di controllare frequentemente, con l'ausilio di adeguati strumenti quali ad esempio squadra, staggia e bolla, di procedere in maniera corretta nella posa delle piastrelle.
collante consigliato	Colla per gres porcellanato.
fuga consigliata	2 mm. Utilizzare i cunei distanziatori per correggere le differenze di calibro tra le piastrelle. Solo per il formato Chevron si consiglia di utilizzare i cunei distanziatori a Y reperibili sul mercato per fuga di 3mm.
stucco consigliato	Stucco cementizio / stucco epossidico. **Scarica la tabella stucchi**
consigli di pulizia fine cantiere	STUCCO CEMENTIZIO: Acido tamponato (es. DETERDEK PRO di FILA, o similari). Bagnare il pavimento con acqua saturandone le fughe , diluire il prodotto 1:5 con acqua e versare sul pavimento. Aspettare 2 o 3 minuti poi utilizzare scotch Brite bianco e risciacquare bene con acqua pulita. STUCCO EPOSSIDICO: Detergente alcalino (es. FILA CR10 o similari). FILA CR10: da applicare puro, lasciare agire circa 30 minuti e utilizzare lo scotch Brite verde. SILICONE: Solvente per silicone (es. FILA ZERO SIL) da versare puro direttamente sulla macchia, attendere 20 minuti e sempre con l'utilizzo di scotch Brite rimuovere l'alone. PITTURA: Di solito si toglie con acqua, ma se sono state utilizzate delle pitture in resina o smalti particolari, meglio chiedere alla ditta produttrice del colore quale sia il solvente più adatto. RUGGINE: Smacchiatore rimuovi ruggine (es. FILA NO RUST.) Applicare il prodotto sulla macchia, lasciare agire 15 minuti circa, asportare il residuo e sciacquare accuratamente.
pulizia generale (piastrelle posate)	Consigliamo l'utilizzo di un detergente neutro diluito in acqua. Evitare l'uso di prodotti acidi o alcalini, cere e/o impregnanti. Durante la pulizia ordinaria si consiglia di utilizzare il meno possibile quanto di più abrasivo (come pagliette e spugne di ferro o acciaio). Questa raccomandazione deve essere rispettata rigorosamente nel caso di piastrelle con una finitura superficiale lucida poiché sono più suscettibili al rischio di graffi, perdita di lucentezza, ecc. In caso di sporco pesante o superfici particolarmente ruvide, utilizzare un detergente alcalino e risciacquare dopo il lavaggio. Per grandi superfici si consiglia l'uso di una macchina lavapavimenti. Durante le procedure di pulizia quotidiane, è necessario ricordare che alcuni tipi di sporco (polvere, sabbia) aumentano l'effetto abrasivo del traffico pedonale. Pertanto si consiglia di posizionare un tappetino all'ingresso.
calibro (misura reale)	5,5 x 45 (rettangolare) - 53 mm x 447 mm 5,3 x 39,4 (chevron) - 53 mm x 393 mm 5,5 x 19,6 (chevron)- 53 mm x 192 mm 11 x 11 (quadrato) - 109 mm x 109 mm

Colori


Chalk


Fog


Pigeon


Lead


Ink


Soot


Green


Pink


Light Blue

Per informazioni sulle fughe disponibili, contattare l'ufficio commerciale

Specifiche tecniche

NORMA	CARATTERISTICHE	VALORE PRESCRITTO	MEWS
ISO 10545/3	assorbimento d'acqua	< 0,5%	0,04%
ASTM C373		< 0,5%	0,04%
ISO 10545/4	resistenza a flessione e forza di rottura	Sp> 7,5 min 1300	resiste
ISO 10545/9	resistenza agli sbalzi termici	nessuna alterazione visibile	resiste
ASTM C484		nessun campione deve mostrare difetti visibili	invariato
ISO 10545/12	resistenza al gelo	nessuna alterazione visibile	resiste
ASTM C1026		invariato	invariato
ISO 10545/13	resistenza agli attacchi chimici	nessuna alterazione visibile	resiste
ASTM C650			invariato
ISO 10545/14	resistenza alle macchie	classe 3	classe 5
DIN 51130 - 04	resistenza allo scivolamento	valori medi 6÷10° R9 10÷19° R10 19÷27° R11 27÷35° R12 > 35° R13	R10
DIN 51097		–	–
DC0F		> 0,42	0,80
Pendulum BS7976-2		–	55 dry / 46 wet
LEED CERTIFICATION 4.1		–	13,8% - 15,3%
Robinson Test			uso pesante
ISO 9001 - ISO 14001			
VOC Emission			disponibile su richiesta
Declaration of Contents			disponibile su richiesta
SDS			disponibile su richiesta
EPD			disponibile su richiesta
BPD3			disponibile su richiesta
HPD			disponibile su richiesta


V4
variazione forte

Imballo

FORMATO	PZ·MQ	PZ·SCAT	MQ·SCAT	SCAT·PAL	KG·SCAT	KG·PAL	MQ·PAL
5,5·39,4 cm chevron	46,15	36	0,78	40	14,40	576	31,20
5,5·19,6 cm chevron	92,76	72	0,78	40	14,40	576	31,20
5,5·45 cm	40,40	36	0,89	40	16,65	666	35,60
11·11 cm	82,64	60	0,73	48	16,15	775,20	35,04
gradone 33·45·4,5 cm	–	2	0,90 ml	–	7,20	–	–
angolare 33·33·4,5 cm	–	1	0,33 ml	–	5,49	–	–
battiscopa 3,8·45 cm	–	10	4,50 ml	–	3,28	–	–

MUTINA

Mews
by Barber & Osgerby



EN

General information
Laying and maintenance tips
Colors
Technical features
Packing

Ceramiche Mutina Spa

Via del Crociale 25 41042 Fiorano Modenese, Italia
T +39 0536812800 F +39 0536812808
info@mutina.it – www.mutina.it

Divisione Contract
arch@mutina.it



General information

collection	Mews
design	Edward Barber & Jay Osgerby, 2013, 2023
production	Industrial
material	Glazed homogeneous porcelain stoneware
features	Cut pieces each one exactly the same as the others
thickness	9 mm
nominal sizes	5,5·45 cm (2″·18″) 11·11 cm (4″·4″) chevron 5,5·39,4 cm (2″·16″) chevron 5,5·19,6 cm (2″·8″)
specification	– 9 Colours – Each colour composed by a random mix of 15 shades to obtain a softly shaded surface
complementary pieces	Step, Corner tile, Skirting
awards	Wallpaper Design Award 2014, Edida 2014
patents	Registered design n° 002336909-0005/0012 – date of registration: 31/10/2013
category	UNI EN 14411 App G (BIA group)



11·11 cm
4″·4″



5,5·45 cm
2″·18″



5,5·39,4 cm chevron
2″·16″



5,5·19,6 cm chevron
2″·8″

complementary pieces

step
33·45·4,5 cm
12 63/64″·17 23/32″·1 49/64″

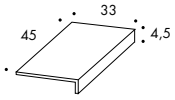

corner tile
33·33·4,5 cm
12 63/64″· 12 63/64″ ·1 49/64″

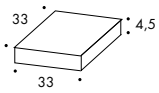

skirting
3,8·45 cm
1 1/2″·17 23/32″

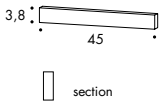

Laying and maintenance tips

use	Floor, wall – indoor, outdoor.
installation	The material is deliberately shaded. Take the material from several boxes and mix carefully. During installation, frequently use tools such as a set square, straight edge and spirit level to check the tiles are being laid correctly.
recommended adhesive	Adhesive for porcelain stoneware.
recommended joints	2mm joints. Use wedges to fix the caliber differences in work size between tiles. For the Chevron format only, we recommend using the Y-shaped wedges available on the market for 3mm joints.
recommended fillers	Cement-based grout / epoxy grout. **Download the Grout Tables**
cleaning at the end of installation	CEMENT-BASED GROUT: Buffered acid (e.g. DETERDEK PRO by FILA, or similar). Wet the floor with water, saturating the joints, dilute the product 1:5 with water and pour it on the floor. Wait for 2 or 3 minutes then use a white scotch Brite pad and rinse well with clean water. EPOXY GROUT: Alkaline detergent (e.g. FILA CR10 by FILA). FILA CR10: apply pure, wait for 30 minutes then use a green scotch Brite pad. SILICONE: Solvent for silicone (e.g. FILA ZERO SIL.). Pour it straight onto the stain, wait for 20 minutes and remove the mark using scotch Brite. PAINT: Can usually be removed using water, but if resin-based paints or particular enamels have been used, it is best to ask the manufacturer which solvent is most suitable. RUST: stain remover es. FILA NO RUST. Apply the product onto the stain, leave for 15 minutes, remove the residue and rinse thoroughly.
general cleaning (installed tiles)	You are recommended to use ordinary neutral detergent diluted in water. Avoid using acid or alkaline products, waxes and/or impregnants. During ordinary cleaning it is recommended to use extremely abrasive items (such as scourers and iron or steel sponges) as little as possible. This recommendation must be adhered to rigorously in the case of tiles with a glossy surface finishing as they are more susceptible to the risk of scuffs, scratches and loss of shine, etc. In the event of heavy dirt or particularly textured surfaces, use an alkaline detergent and rinse after washing. For large surfaces, the use of a floor washing machine is recommended. During every-day cleaning procedures, it is necessary to remember that certain types of dirt (dust, sand) increase the abrasive effect of foot-traffic. Therefore we recommend that you avoid bringing in this type of dirt, which comes in from the outside, by placing a door-mat at the entrance.
calibers (real size)	5,5 x 45 (linear) - 53 mm x 447 mm 5,3 x 39,4 (chevron) - 53 mm x 393 mm 5,5 x 19,6 (chevron)- 53 mm x 192 mm 11 x 11 (square) - 109 mm x 109 mm

Colours


Chalk


Fog


Pigeon


Lead


Ink


Soot


Green


Pink


Light Blue

For information about the available grouts, please contact the sales department.

Technical features

STANDARD	FEATURES	VALUE REQUIRED	MEWS
ISO 10545/3	water absorption	< 0,5%	0,04%
ASTM C373		< 0,5%	0,04%
ISO 10545/4	breaking strength	Sp> 7,5 min 1300	resistant
ISO 10545/9	resistance to thermal shock	no visible alteration	resistant
ASTM C484		no samples must show visible defects	unaffected
ISO 10545/12	frost resistance	no visible alteration	resistant
ASTM C1026		unaffected	unaffected
ISO 10545/13	resistance to chemical attacks	no visible alteration	resistant
ASTM C650			unaffected
ISO 10545/14	stains resistance	class 3	class 5
DIN 51130 - 04	slip resistance	medium values 6÷10° R9 10÷19° R10 19÷27° R11 27÷35° R12 > 35° R13	R10
DIN 51097		–	–
DC0F		> 0,42	0,80
Pendulum BS7976-2		–	55 dry / 46 wet
LEED CERTIFICATION 4.1		–	13,8% - 15,3%
Robinson Test			heavy use
ISO 9001 - ISO 14001			
VOC Emission			available upon request
Declaration of Contents			available upon request
SDS			available upon request
EPD			available upon request
BPD3			available upon request
HPD			available upon request


V4
dramatic variation

Packing

SIZE	PCS·SQM	PCS·BOX	SQM·BOX	BOX·PAL	KG·BOX	KG·PAL	SQM·PAL
5,5·39,4 cm chevron	46,15	36	0,78	40	14,40	576	31,20
5,5·19,6 cm chevron	92,76	72	0,78	40	14,40	576	31,20
5,5·45 cm	40,40	36	0,89	40	16,65	666	35,60
11·11 cm	82,64	60	0,73	48	16,15	775,20	35,04
step 33·45·4,5 cm	-	2	0,90 ml	–	7,20	–	–
corner tile 33·33·4,5 cm	-	1	0,33 ml	–	5,49	–	–
skirting 3,8·45 cm	-	10	4,50 ml	–	3,28	–	–

MUTINA

Mews
by Barber & Osgerby



ES

Información general
Consejos de colocación y mantenimiento
Colores
Especificación técnica
Embalaje

Ceramiche Mutina Spa

Via del Crociale 25 41042 Fiorano Modenese, Italia
T +39 0536812800 F +39 0536812808
info@mutina.it – www.mutina.it

División Contract
arch@mutina.it



Información general

colección	Mews
diseño	Edward Barber & Jay Osgerby, 2013, 2023
producción	Industrial
material	Gres porcelánico esmaltado
características	Piezas cortadas todas iguales
espesor	9 mm
tamaño nominal	5,5·45 cm (2″·18″) 11·11 cm (4″·4″) chevron 5,5·39,4 cm (2″·16″) chevron 5,5·19,6 cm (2″·8″)
especificaciones	– 9 Colores – Cada color está compuesto por una mezcla aleatoria de 15 tonalidades para obtener una superficie suavemente sombreada
piezas complementarias	Peldaño, Pieza esquina, Zócalo
premios	Wallpaper Design Award 2014, Edida 2014
patentes	Registered design n° 002336909-0005/0012 – date of registration: 31/10/2013
normativa	UNI EN 14411 App G (BIA group)



11·11 cm
4″·4″



5,5·45 cm
2″·18″



5,5·39,4 cm chevron
2″·16″



5,5·19,6 cm chevron
2″·8″

piezas complementarias

pedaño
33·45·4,5 cm
$12\frac{63}{64}$″·$17\frac{23}{32}$″·$1\frac{49}{64}$″

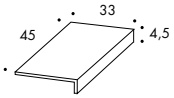

pieza esquina
33·33·4,5 cm
$12\frac{63}{64}$″· $12\frac{63}{64}$″ ·$1\frac{49}{64}$″

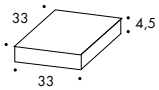

zócalo
3,8·45 cm
$1\frac{1}{2}$″·$17\frac{23}{32}$″

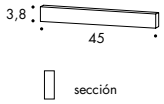

Consejos de colocación y mantenimiento

uso	Pavimento, revestimiento – Interior, exterior.
consejos de colocación	Material matizado intencionalmente. Extraer simultáneamente el material de varias cajas y mezclar con cuidado. Durante la colocación, se recomienda controlar con frecuencia que las baldosas se estén colocando de manera correcta, ayudándose con las herramientas adecuadas, por ejemplo una escuadra y una regla con nivel de burbuja.
adhesivo recomendado	Cola para gres porcelánico.
junta recomendada	2 milímetros. Utilice cuñas para compensar las posibles diferencias de calibre. Sólo para el formato Chevron recomendamos utilizar las cuñas en forma de Y disponibles en el mercado para juntas de 3mm.
material de rejuntado recomendado	Lechada de cemento / Lechada epoxi. **Descargar la información de la lechada**
consejos para la limpieza de fin de obra	LECHADA DE CEMENTO: Ácido tamponado (p. ej. DETERDEK PRO de FILA o similares). Mojar el pavimento con agua, saturando las juntas, diluir el producto 1:5 con agua y distribuirlo sobre el suelo. Esperar 2-3 minutos y, a continuación, utilizar scotch Brite blanco y aclarar bien con agua limpia. LECHADA EPOXI: Detergente alcalino (p. ej. FILA CR10 o similares). FILA CR10: aplicarlo puro, esperar 30 minutos y utilizar scotch Brite verde. SILICONAS: Disolvente para siliconas p. ej. FILA ZERO SIL, aplicar el producto puro directamente sobre la mancha, dejar actuar unos 20 minutos y, utilizando scotch Brite, eliminar la marca. PINTURA: Por lo general, se elimina con agua. Sin embargo, si se utilizan pinturas de resina o esmaltes especiales, consultar con el fabricante de la pintura cuál es el disolvente más adecuado. HERRUMBRE: utilizar un producto como por ejemplo, FILA NO RUST. Aplicar el producto sobre la mancha, dejarlo actuar durante 15 minutos, eliminar los residuos y aclarar bien.
limpieza general (instalación)	Se recomienda usar detergente neutro diluido en agua. Evite el uso de productos ácidos o alcalinos, ceras y / o impregnantes. Durante la limpieza ordinaria, se recomienda usar artículos extremadamente abrasivos (como estropajos y esponjas de hierro o acero) lo menos posible. Esta recomendación debe cumplirse rigurosamente en el caso de baldosas con un acabado de superficie brillante, ya que son más susceptibles al riesgo de rayones, arañazos y pérdida de brillo, etc. En caso de suciedad intensa o superficies especialmente texturizadas, utilice un producto alcalino detergente y enjuague después del lavado. Para superficies grandes, se recomienda el uso de una máquina fregasuelos. Durante los procedimientos de limpieza diarios, es necesario recordar que ciertos tipos de suciedad (polvo, arena) aumentan el efecto abrasivo del tráfico peatonal. Por lo tanto, le recomendamos que evite este tipo de suciedad, que entra desde el exterior, colocando un felpudo en la entrada.
calibre (medidas reales)	5,5 x 45 (linear) - 53 mm x 447 mm 5,3 x 39,4 (chevron) - 53 mm x 393 mm 5,5 x 19,6 (chevron)- 53 mm x 192 mm 11 x 11 (square) - 109 mm x 109 mm

Colores


Chalk


Fog


Pigeon


Lead


Ink


Soot


Green


Pink


Light Blue

Para obtener información sobre las juntas disponibles, comuníquese con la oficina de ventas.

Especificación técnica

STANDARD	FEATURES	VALUE REQUIRED	MEWS
ISO 10545/3	water absorption	< 0,5%	0,04%
ASTM C373		< 0,5%	0,04%
ISO 10545/4	breaking strength	Sp> 7,5 min 1300	resistant
ISO 10545/9	resistance to thermal shock	no visible alteration	resistant
ASTM C484		no samples must show visible defects	unaffected
ISO 10545/12	frost resistance	no visible alteration	resistant
ASTM C1026		unaffected	unaffected
ISO 10545/13	resistance to chemical attacks	no visible alteration	resistant
ASTM C650			unaffected
ISO 10545/14	stains resistance	class 3	class 5
DIN 51130 - 04	slip resistance	medium values 6÷10° R9 10÷19° R10 19÷27° R11 27÷35° R12 > 35° R13	R10
DIN 51097		–	–
DC0F		> 0,42	0,80
Pendulum BS7976-2		–	55 dry / 46 wet
LEED CERTIFICATION 4.1		–	13,8% - 15,3%
Robinson Test			heavy use
ISO 9001 - ISO 14001			
VOC Emission			available upon request
Declaration of Contents			available upon request
SDS			available upon request
EPD			available upon request
BPD3			available upon request
HPD			available upon request


V4
dramatic variation

Embalaje

SIZE	PCS·SQM	PCS·BOX	SQM·BOX	BOX·PAL	KG·BOX	KG·PAL	SQM·PAL
5,5·39,4 cm chevron	46,15	36	0,78	40	14,40	576	31,20
5,5·19,6 cm chevron	92,76	72	0,78	40	14,40	576	31,20
5,5·45 cm	40,40	36	0,89	40	16,65	666	35,60
11·11 cm	82,64	60	0,73	48	16,15	775,20	35,04
peldaño 33·45·4,5 cm	–	2	0,90 ml	–	7,20	–	–
pieza esquina 33·33·4,5 cm	–	1	0,33 ml	–	5,49	–	–
zócalo 3,8·45 cm	–	10	4,50 ml	–	3,28	–	–

MUTINA

Mews
by Barber & Osgerby



FR

Informations générales
Conseils de pose et d'entretien
Couleurs
Caractéristiques techniques
Emballage

Ceramiche Mutina Spa

Via del Crociale 25 41042 Fiorano Modenese, Italia
T +39 0536812800 F +39 0536812808
info@mutina.it – www.mutina.it

Département Contract
arch@mutina.it



Informations générales

collection	Mews
design	Edward Barber & Jay Osgerby, 2013, 2023
production	Industrielle
matériel	Grès cérame homogène non émaillé
caractéristiques	Pièces taillées toutes rigoureusement identiques
épaisseur	9 mm
dimensions nominales	5,5·45 cm (2″·18″) 11·11 cm (4″·4″) chevron 5,5·39,4 cm (2″·16″) chevron 5,5·19,6 cm (2″·8″)
spécifications	– 9 couleurs – Chaque couleur est composée d'un mélange aléatoire de 15 nuances pour obtenir une surface délicatement grisée
pièces de finition	Marche, Carreau d'angle, Plinthe
primes	Wallpaper Design Award 2014, Edida 2014
brevets	Registered design n° 002336909-0005/0012 – date of registration: 31/10/2013
classification	UNI EN 14411 App G (BIA group)



11·11 cm
4″·4″



5,5·45 cm
2″·18″



5,5·39,4 cm chevron
2″·16″



5,5·19,6 cm chevron
2″·8″

pièces de finition

marche
33·45·4,5 cm
12 63/64″·17 23/32″·1 49/64″

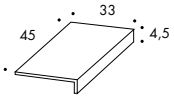

carreau d'angle
33·33·4,5 cm
12 63/64″· 12 63/64″ ·1 49/64″

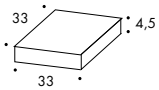

plinthe
3,8·45 cm
1 1/2″·17 23/32″

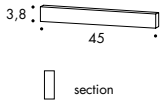

Conseils de pose et d'entretien

destination d'utilisation	Sol & Revêtement mural – Intérieur & Extérieur
conseils pour la pose	Produit intentionnellement dénuancé. Merci de mélanger les différents carreaux en les prenant dans différentes boites afin d'obtenir un résultat plus harmonieux. Pendant la pose, il est recommandé de contrôler fréquemment, à l'aide d'outils appropriés tels qu'une équerre, une règle droite et une bulle de niveau, pour réaliser correctement la pose des carreaux.
colle recommandée	Colle pour grès cérame.
dimension recommandée du joint	Largeur joint conseillée : 2mm. Utilisez des cales pour corriger les différences de calibre entre les carreaux. Uniquement pour le format Chevron nous recommandons d'utiliser les cales Y disponibles sur le marché pour les joints de 3 mm.
type de joint recommandée	Joint ciment OU résine époxy. **Téléchargez le tableau des joints suggérés**
conseils pour le nettoyage de fin chantier	JOINT DE CIMENT : acide à action tamponnée (es. DETERDEK PRO de FILA ou similaires). Tremper le sol avec de l'eau en saturant les joints, diluer le produit 1 : 5 avec de l'eau et verser sur le sol. Attendre 2-3 minutes, puis utiliser une éponge type scotch Brite blanc et bien rincer à l'eau claire. RESINE EPOXY : détergent alcalin (es. FILA CR10 de FILA)FILA CR10 : Appliquer à l'état pur, attendre 30 minutes, puis utiliser une éponge type scotch Brite vert. SILICONE: solvant pour silicone (es. FILA ZERO SIL). Verser directement sur la tâche, attendre 20 minutes et supprimer le voile toujours avec le scotch Brite. PEINTURE : elle peut être éliminée habituellement avec l'eau. En cas d'utilisation de peintures avec des résines ou émaux spécifiques, , il vaut mieux demander à l'entreprise productrice de la couleur quel est le solvant le plus approprié. ROUILLE : détachant pour supprime les rouilles, par exemple. FILA NO RUST. Appliquer le produit sur la tâche, laisser agir pendant 15 minutes, enlever le résidu et rincer abondamment.
entretien courant (produit posé)	Nous recommandons d'utiliser un détergent neutre dilué dans l'eau. Évitez d'utiliser des produits acides ou alcalins, des cires et / ou imprégnants. Lors du nettoyage ordinaire, nous recommandons d'utiliser le moins possible d'abrasifs (éponges abrasives ou métalliques) Cette recommandation doit être strictement suivie dans le cas de carreaux avec une finition de surface brillante car ils sont plus sensibles au risque de rayures, perte de brillance, etc. En cas de saleté importante ou de surfaces particulièrement rugueuses, utiliser un détergent alcalin et rincer après lavage. Pour les grandes surfaces, l'utilisation d'une machine professionnelle pour le lavage des sols est conseillée. Pendant les procédures de nettoyage quotidiennes, il faut tenir compte que certains types de saleté (poussière, sable) augmentent l'effet abrasif du piétinement. Il est donc recommandé de placer un tapis à l'entrée.
calibres (dimensions réelles)	5,5 x 45 (linear) - 53 mm x 447 mm 5,3 x 39,4 (chevron) - 53 mm x 393 mm 5,5 x 19,6 (chevron)- 53 mm x 192 mm 11 x 11 (square) - 109 mm x 109 mm

Couleurs


Chalk


Fog


Pigeon


Lead


Ink


Soot


Green


Pink


Light Blue

Pour avoir plus d'informations sur les joints disponibles, contactez le service commercial.

Caractéristiques techniques

STANDARD	FEATURES	VALUE REQUIRED	MEWS
ISO 10545/3	water absorption	< 0,5%	0,04%
ASTM C373		< 0,5%	0,04%
ISO 10545/4	breaking strength	Sp> 7,5 min 1300	resistant
ISO 10545/9	resistance to thermal shock	no visible alteration	resistant
ASTM C484		no samples must show visible defects	unaffected
ISO 10545/12	frost resistance	no visible alteration	resistant
ASTM C1026		unaffected	unaffected
ISO 10545/13	resistance to chemical attacks	no visible alteration	resistant
ASTM C650			unaffected
ISO 10545/14	stains resistance	class 3	class 5
DIN 51130 - 04	slip resistance	medium values 6÷10° R9 10÷19° R10 19÷27° R11 27÷35° R12 > 35° R13	R10
DIN 51097		–	–
DC0F		> 0,42	0,80
Pendulum BS7976-2		–	55 dry / 46 wet
LEED CERTIFICATION 4.1		–	13,8% - 15,3%
Robinson Test			heavy use
ISO 9001 - ISO 14001			
VOC Emission			available upon request
Declaration of Contents			available upon request
SDS			available upon request
EPD			available upon request
BPD3			available upon request
HPD			available upon request


V4
dramatic variation

Emballage

SIZE	PCS·SQM	PCS·BOX	SQM·BOX	BOX·PAL	KG·BOX	KG·PAL	SQM·PAL
5,5·39,4 cm chevron	46,15	36	0,78	40	14,40	576	31,20
5,5·19,6 cm chevron	92,76	72	0,78	40	14,40	576	31,20
5,5·45 cm	40,40	36	0,89	40	16,65	666	35,60
11·11 cm	82,64	60	0,73	48	16,15	775,20	35,04
marche 33·45·4,5 cm	–	2	0,90 ml	–	7,20	–	–
angle 33·33·4,5 cm	–	1	0,33 ml	–	5,49	–	–
plinthe 3,8·45 cm	–	10	4,50 ml	–	3,28	–	–