

Mutina

Numi

by Kontantin Grcic





Colors


NUMINI



Climb



Single piece



Moon




Single piece



Cliff



Single piece



Peak



Single piece

Colors

NUMI



White



Climb A



Climb B

grout: bianco 50



Light grey



Horizon A



Horizon B


grout: Kerakoll Lissoni 6



Blue



Moon A



Moon B


grout: cemento 60



Dark grey



Cliff A



Cliff B

stucco/grout: ash 10



Black



Slope A



Slope B

grout: humus 15

General information

collection	Numi
design	Konstantin Grcic, 2015
production	Industrial + Artisanal
material	NUMI A+B: glazed homogeneous porcelain stoneware NUMINI: double charge gres porcelain NUMI plain colour: unglazed porcelain stoneware
features	NUMI: squared and rectified slabs each one exactly the same as the others
thickness	NUMI: 10 mm NUMINI: 6 mm
nominal sizes	NUMI: 60-60 cm (24"·24") NUMI: 30-30 cm (12"·12") NUMINI: 5-5 cm su rete 31,6-31,6 cm (2"·2" on net 12"·12")
specification	<p>NUMI:</p> <ul style="list-style-type: none"> – 5 base colors: White, Light Grey, Blue, Dark Grey, Black – 5 graphic pattern in version /A and /B version (positive and negative), one for each color – Solid base color: Full color body from extra white raw body to enhance the brightness of the color. <p>The patterns are obtained by an high weight application of extra transparent granular frit. This application is used in artisanal process but in Numi it has been transformed into an industrial application.</p> <p>NUMINI:</p> <p>The collection is:</p> <ul style="list-style-type: none"> – 4 base color Climb, Moon, Cliff, Peak, matching the base colors of Numi – 4 texture, one for each colors, matching the pattern of Numi <p>With Numini, the shape idea of Numi, obtained with glossy glaze, is here obtained by pressed texture. Made of double charge porcelain stoneware, each piece is installed on 31,6x31,6 cm sheets. The chromatic range results to be deep and intense, thanks to the matt surface which gives a natural character to the product.</p>
awards	Edida 2016
patents	Registered design n° 002889055-0001/0018 – date of registration: 03/12/2015
category	UNI EN 14411 App G (BIA group) UGL-GL

NUMI



60-60 cm
24"·24"



30-30 cm
12"·12"

NUMINI



5-5 cm su rete 31,6-31,6 cm
2"·2" on net 12"·12"

Laying and maintenance tips

use	Floor, wall – indoor, outdoor.
installation	NUMI: For an even, smooth shading effect when laying, alternate material from several different boxes. NUMINI: Lay on perfectly flat, dry walls.
recommended adhesive	NUMI: Adhesive for porcelain stoneware NUMINI: NON-RAPID-DRYING adhesive for porcelain stoneware to make it easier to fix the sheets.
recommended joints	2mm joints. Use wedges to fix the caliber differences in work size between tiles.
recommended fillers	Numi: cement-based grout / epoxy grout. To install Numi A and Numi B strictly use only fine-grain grout which does not contain quartz Numini: CEMENT-BASED GROUT: wash thoroughly with clean water. Remove all traces of grout carefully before it dries completely. EPOXY GROUT: wash thoroughly with clean water. Remove all traces of grout carefully before it dries completely.
cleaning at the end of installation	CEMENT-BASED GROUT: Buffered acid (e.g. DETERDEK PRO by FILA, or similar). Wet the floor with water, dilute the product 1:5 with water and pour it on the floor. Wait for 2 or 3 minutes then use a white scotch brite pad and rinse well with clean water. EPOXY GROUT: Alkaline detergent (e.g. FILA CR10 by FILA). FILA CR10: apply pure, wait for 30 minutes then use a green scotch brite pad. SILICONE: Solvent for silicone (e.g. FILA ZERO SIL.). Pour it straight onto the stain, wait for 20 minutes and remove the mark using scotch brite. PAINT: Can usually be removed using water, but if resin-based paints or particular enamels have been used, it is best to ask the manufacturer which solvent is most suitable. RUST: stain remover es. FILA NO RUST. Apply the product onto the stain, leave for 15 minutes, remove the residue and rinse thoroughly.
general cleaning (installed tiles)	You are recommended to use ordinary neutral detergent diluted in water. Avoid using acid or alkaline products, waxes and/or impregnants. During ordinary cleaning it is recommended to use extremely abrasive items (such as scourers and iron or steel sponges) as little as possible. This recommendation must be adhered to rigorously in the case of tiles with a glossy surface finishing as they are more susceptible to the risk of scuffs, scratches and loss of shine, etc. In the event of heavy dirt or particularly textured surfaces, use an alkaline detergent and rinse after washing. For large surfaces, the use of a floor washing machine is recommended. During every-day cleaning procedures, it is necessary to remember that certain types of dirt (dust, sand) increase the abrasive effect of foot-traffic. Therefore we recommend that you avoid bringing in this type of dirt, which comes in from the outside, by placing a door-mat at the entrance.
calibers (real size)	Numi: 29,75x29,75 cm – 59,7x59,7 cm with 2 mm tolerance