MUTINA

Rombini
by Ronan & Erwan Bouroullec



IT

Informazioni generali
Consigli di posa e manutenzione
Colori
Specifiche tecniche
Imballo

Ceramiche Mutina Spa

Via del Crociale 25 41042 Fiorano Modenese, Italia
T +39 0536812800 F +39 0536812808
info@mutina.it – www.mutina.it

Divisione Contract
arch@mutina.it



Informazioni generali

collection	Rombini
design	Ronan & Erwan Bouroullec, 2015, 2021
production	Industriale
material	TRIANGLE: impasto pressato smaltato.
thickness	TRIANGLE EXTRA SMALL: 16 mm TRIANGLE SMALL, TRIANGLE LARGE: 22 mm
nominal sizes	TRIANGLE EXTRA SMALL: 8 pz 31,5·2·1,6 (12”·1”·0,6”), su rete 18x31,5 (7”·12”) TRIANGLE SMALL: 5 pz 31,5·3,5·2,2 cm (12”·1”·1”), su rete 18,6·31,5 cm (7”·12”) TRIANGLE LARGE: 3 pz 31,5·6·2,2 cm (12”·2”·1”), su rete 18,6·31,5 cm (7”·12”)
specification	TRIANGLE: – 3 forme: Extra Small, Small e Large – 5 colori Matt White, Grey, Red, Green, Blue – 3 colori Glossy: Blanc, Gris, Rose – 2 colori glossy con smalto craquelé: Vert e Brun Nel Triangle la forma del rombo viene interpretata nella sua tridimensionalità, al fine di creare giochi di luce e di ombra sulla parete. Gli elementi, realizzati nelle versioni Large, Small e Extra Small sembrano emergere dal pavimento e proseguire a rivestimento. La forma dei Triangle è ottenuta pressando in stampi 3D speciali, poi smaltando, tagliando e assemblando su rete. Grazie all’assemblaggio su rete, Triangle può essere usato per superfici concave e convesse.
use	TRIANGLE: Rivestimento - interno
complementary pieces	TRIANGLE: Terminale Extra Small, Small e Large in tutti i colori e finiture Listello in tutti i colori e finiture
awards	Archiproducts Design Award 2016
category	Triangle BIII UNI EN 14411 GL

TRIANGLE EXTRA SMALL

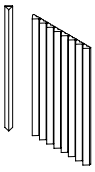

8 pz 31,5·2·1,6
12”·1”·0,6”
su rete 18x31,5
7”·12”

TRIANGLE SMALL

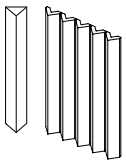

5 pz 31,5·3,5·2,2 cm 12”·1”·1”
su rete 18,6·31,5 cm
7”·12”

TRIANGLE LARGE

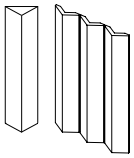

3 pz 31,5·6·2,2 cm
12”·2”·1”
su rete 18,6·31,5 cm
7”·12”

Terminal
Extra Small/Small/Large

Extra Small:
26,9· H 1,5· 2,8 cm
11”· H 1”·2”
Small:
25,7· H 1,5· 2,8 cm
10”· H 1”·2”
Large:
24,6· H 1,5· 2,8 cm
10”· H 1”·2”

Terminale di chiusura disponibile in tutti i colori della collezione. 1 pezzo di Terminal Small è modulare con 7 pz di Triangle Small. 1 pezzo di Terminal Large è modulare con 4 pz di Triangle Large. 1 pezzo di Terminal Extra Small è modulare con 12 pz di Triangle Extra Small.

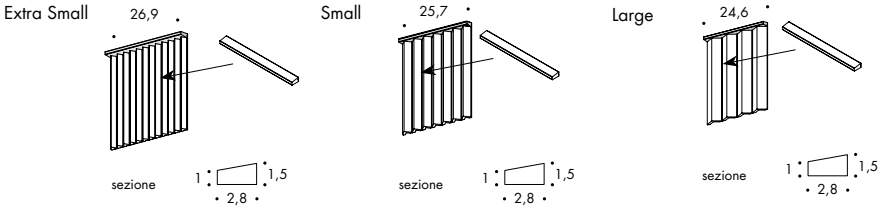

Listello di chiusura

9· 31,5· 0,6 cm
4”· 12”· 0,24”

Listello con un bordo smaltato da utilizzare come chiusura a parete. Disponibile in tutti i colori della collezione.

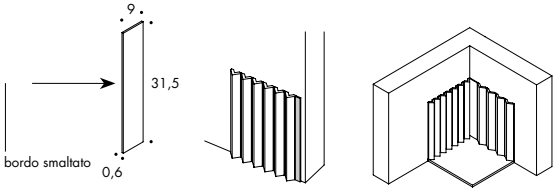

Triangle
Consigli di posa e manutenzione

destinazione d'uso	Rivestimento – interno.
consigli di posa	Posare su pareti perfettamente planari e asciutte. Per maggiori informazioni vedere il video.
collante consigliato	Colla per gres NON RAPIDA per facilitare la sistemazione dei fogli.
fuga consigliata	Sistemare i fogli rispettando la stessa fuga esistente all'interno del foglio.
stucco consigliato	STUCCO CEMENTIZIO: Stuccare 0,5 mq per volta e lavare bene con acqua pulita. Rimuovere bene i residui di stucco prima che essicchi completamente. STUCCO EPOSSIDICO: Stuccare 0,5 mq per volta e lavare bene con acqua pulita. Rimuovere bene i residui di stucco prima che essicchi completamente. Non usare su Triangle Vert e Triangle Brun. Scarica la tabella stucchi.
consigli di pulizia fine cantiere	– Triangle Vert e Triangle Brun: non utilizzare detergenti abrasivi / non utilizzare prodotti acidi o alcalini. / Craquelé è un tipo di ceramica smaltata caratterizzata da microfessure sulla superficie, volutamente create come finitura distintiva. Questo particolare processo rende il materiale sensibile agli acidi. Per la manutenzione ordinaria, sono da evitare prodotti anticalcare, perché possono opacizzare la superficie. Si prega di procedere come segue: 1. Trattamento prefughe con FILA MP90, antimacchia a base solvente. 2. Stuccatura con malta cementizia, possibilmente non stuccare in contrasto. 3. Pulizia a fine posa con detergente FILA CLEANER PRO, detergente neutro, diluire il prodotto in rapporto 1:30. 4. Pulizia finale con FILA MP90. – Triangle Matt e Glossy: non utilizzare detergenti abrasivi, soprattutto per finiture lucide. STUCCO CEMENTIZIO A GRANA FINE: Acido tamponato (es. Deterdek di FILA, Deltaplus di KERAKOLL o simili). Bagnare il pavimento con acqua, diluire il prodotto 1:5 con acqua e versarlo sul pavimento. Attendere 5 minuti, quindi utilizzare uno scotch Brite bianco e risciacquare bene con acqua pulita. STUCCO EPOSSIDICO: Alcalino detersivo (es. Fugasoap di KERAKOLL, PS/87 di FILA). Bagnare il pavimento con acqua, diluire il prodotto 1:5 con acqua e versarlo sul pavimento. Aspettare 5 minuti quindi utilizzare uno scotch Brite pad bianco e risciacquare bene con acqua pulita. SILICONE: Solvente per silicone (es. Remosil). Versalo direttamente sulla macchia, aspettare per 1-2 minuti e rimuovere il segno con lo scotch Brite. VERNICE: Solitamente si rimuove con acqua, ma se sono state utilizzate pitture a base di resine o smalti particolari, è consigliabile chiedere al produttore quale solvente sia più adatto.
pulizia generale (piastrelle posate)	Punto Vert e Punto Brun: non utilizzare detergenti abrasivi / non utilizzare prodotti acidi o alcalini. Per la manutenzione ordinaria i prodotti anticalcare sono da evitare, perché possono opacizzare la superficie. Punto Matt e Glossy non utilizzare detergenti abrasivi, in particolare per la finitura lucida.
calibro (misura reale)	–

Rombini Triangle – Colori Glossy

TRIANGLE EXTRA SMALL


Blanc


Gris


Brun


Vert


Rose

TRIANGLE SMALL


Blanc


Gris


Brun


Vert


Rose

TRIANGLE LARGE


Blanc


Gris


Brun


Vert


Rose

Per informazioni sulle fughe disponibili, contattare l'ufficio commerciale

Rombini Triangle – Colori Matt

TRIANGLE EXTRA SMALL


White


Grey


Red


Green


Blue

TRIANGLE SMALL


White


Grey


Red


Green


Blue

TRIANGLE LARGE


White


Grey


Red


Green


Blue

Per informazioni sulle fughe disponibili, contattare l'ufficio commerciale

Specifiche tecniche

NORMA	CARATTERISTICHE	VALORE PRESCRITTO	ROMBINI TRIANGLE
ISO 10545/3	assorbimento d'acqua	x >10%	17,0%
ISO 10545/9	resistenza agli sbalzi termici	invariato	conforme
ISO 10545/11	resistenza al cavillo	invariato	invariato
ISO 10545/13	resistenza agli acidi e basi	min B	A – B
ISO 10545/14	resistenza alle macchie	class 3	class 5
LEED 4.1		–	64% materiale riciclato
VOC Emission			
Declaration of Contents			
SDS			
BPD3			
HPD			

Imballo

FORMATO	PZ·MQ	PZ·SCAT	MQ·SCAT	SCAT·PAL	KG·SCAT	KG·PAL	MQ·PAL
triangle extra small su rete 18·31,5 cm	17,40	11	0,62	63	10,35	652,05	39,06
triangle small su rete 18,6·31,5 cm	17	9	0,53	63	10,55	664,65	33,40
triangle large su retet 18,6·31,5 cm	17	9	0,53	63	9,45	595,35	33,40
terminal extra small	–	10	2,69 ml		3,25		
terminal small	–	10	2,57 ml	–	3,25	–	–
terminal large	–	10	2,46 ml	–	3,25	–	–
listello 8·31,5·0,6 cm	–	–	–	–	–	–	–

MUTINA

Rombini
by Ronan & Erwan Bouroullec



EN

General information
Laying and maintenance tips
Colors
Technical features
Packing

Ceramiche Mutina Spa

Via del Crociale 25 41042 Fiorano Modenese, Italia
T +39 0536812800 F +39 0536812808
info@mutina.it – www.mutina.it

Divisione Contract
arch@mutina.it



General information

collection	Rombini
design	Ronan & Erwan Bouroullec, 2015, 2021
production	Industrial
material	TRIANGLE: glazed pressed body.
thickness	TRIANGLE EXTRA SMALL: 16 mm TRIANGLE SMALL, TRIANGLE LARGE: 22 mm
nominal sizes	TRIANGLE EXTRA SMALL: 8 pcs 31,5·2·1,6 (12″·1″·0,6″), on net 18x31,5 (7″·12″) TRIANGLE SMALL: 5 pcs 31,5·3,5·2,2 cm (12″·1″·1″), on net 18,6·31,5 cm (7″·12″) TRIANGLE LARGE: 3 pcs 31,5·6·2,2 cm (12″·2″·1″), on net 18,6·31,5 cm (7″·12″)
specification	TRIANGLE: – 3 shapes: Extra Small, Small and Large – 5 Matt colours: White, Grey, Red, Green, Blue – 3 Glossy colours: Blanc, Gris, Rose – 2 Glossy colours with craquelé glaze: Vert and Brun With Triangle, the shape of the rhombus is interpreted in its three-dimensional shape, in order to create games of lights and shadow on the surface: the elements, realized in Large, Small and Extra Small versions, seem to arise from the floor and to carry on the wall covering. Triangle is obtain by press in special 3D mold, then glazed and assembled on net. This allow to use Triangle also on concave or convex curved surfaces.
use	TRIANGLE: Wall – indoor
complementary pieces	TRIANGLE: Terminal Extra Small, Small and Large in all colours and finishing. Listello in all colours and finishing.
awards	Archiproducts Design Award 2016
category	Triangle BIII UNI EN 14411 GL

TRIANGLE EXTRA SMALL

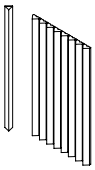

8 pcs 31,5·2·1,6
12″·1″·0,6″
on net 18x31,5
7″·12″

TRIANGLE SMALL

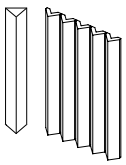

5 pcs 31,5·3,5·2,2 cm
12″·1″·1″
on net 18,6·31,5 cm
7″·12″

TRIANGLE LARGE

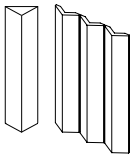

3 pcs 31,5·6·2,2 cm
12″·2″·1″
on net 18,6·31,5 cm
7″·12″

Terminal
Extra Small/Small/Large

Extra Small:
26,9· H 1,5· 2,8 cm
11”· H 1”·2”
Small:
25,7· H 1,5· 2,8 cm
10”· H 1”·2”
Large:
24,6· H 1,5· 2,8 cm
10”· H 1”·2”

Closing piece available in all colours of the collection.
1 piece of Terminal Small is modular with 7 pieces of Triangle Small. 1 piece of Terminal Large is modular with 4 pieces of Triangle Large. 1 piece of Terminal Extra Small is modular with 12 pieces of Triangle Extra Small.

Extra Small

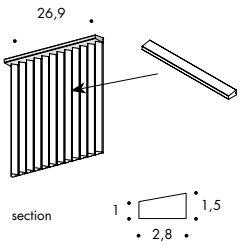

Small

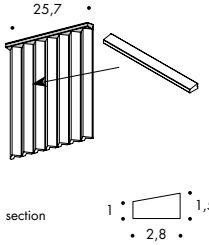

Large

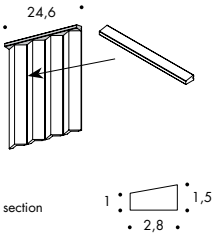

Listello di chiusura

9· 31,5· 0,6 cm
4”· 12”·1”

Listello with a glazed edge to be used in the corner as wall closure.
Available in all colours of the collection.

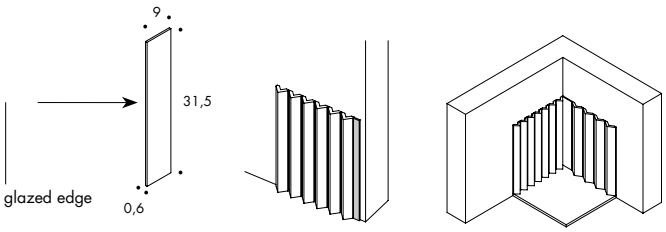

Triangle
Laying and maintenance tips

use	Wall – indoor.
installation	Lay on perfectly flat, dry walls. For more information please see the video.
recommended adhesive	NON-RAPID-DRYING adhesive for porcelain stoneware to make it easier to fix the sheets.
recommended joints	Place the sheets with the same joint as within the sheet.
recommended fillers	FINE-GRAIN CEMENT BASE GROUT: Grout 0.5 m2 at a time and wash thoroughly with clean water. Remove all traces of grout carefully before it dries completely. EPOXY GROUT: Grout 0.5 m2 at a time and wash thoroughly with clean water. Remove all traces of grout carefully before it dries completely. Do not use for Triangle Vert and Triangle Brun. Download the Grout Tables.
cleaning at the end of installation	– Triangle Vert and Triangle Brun: do not use abrasive cleaners / do not use acid or alkaline products. / Craquelé is a type of glazed ceramics characterised by micro-cracks on the surface, deliberately created as a distinctive finish. This particular process makes the material sensitive to acids. For ordinary maintenance, anti-limescale products should be avoided, because they can dull the surface. Please proceed as follows: 1. Treatment pre-grouting with FILA MP90, solvent based stain protector. 2. Grouting with cement-based grout, possibly do not grout in contrast 3. Cleaning at the end of installation with cleaner FILA CLEANER PRO, neutral detergent, dilute the product in a ratio 1:30 4. Final cleaning with FILA MP90 – Triangle Matt and Glossy: do not use abrasive cleaners, expecially for glossy finishing. FINE-GRAIN CEMENT BASE GROUT: Buffered acid (e.g. Deterdek by FILA, Deltaplus by KERAKOLL, or similar). Wet the floor with water, dilute the product 1:5 with water and pour it on the floor. Wait for 5 minutes then use a white scotch Brite pad and rinse well with clean water. EPOXY GROUT: Alkaline detergent (e.g. Fugasoap by KERAKOLL, PS/87 by FILA). Wet the floor with water, dilute the product 1:5 with water and pour it on the floor. Wait for 5 minutes then use a white scotch Brite pad and rinse well with clean water. SILICONE: Solvent for silicone (e.g. Remosil). Pour it straight onto the stain, wait for 1-2 minutes and remove the mark using scotch Brite. PAINT: Can usually be removed using water, but if resin-based paints or particular enamels have been used, it is best to ask the manufacturer which solvent is most suitable.
general cleaning (installed tiles)	Triangle Vert and Triangle Brun: do not use abrasive cleaners / do not use acid or alkaline products For ordinary maintenance, anti-limescale products should be avoided, because they can dull the surface. Triangle Matt and Glossy: do not use abrasive cleaners, expecially for glossy finishing
calibers (real size)	–

Rombini Triangle – Glossy Colours

TRIANGLE EXTRA SMALL


Blanc


Gris


Brun


Vert


Rose

TRIANGLE SMALL


Blanc


Gris


Brun


Vert


Rose

TRIANGLE LARGE


Blanc


Gris


Brun


Vert


Rose

For information about the available grouts, please contact the sales department.

Rombini Triangle – Matt Colours

TRIANGLE EXTRA SMALL


White


Grey


Red


Green


Blue

TRIANGLE SMALL


White


Grey


Red


Green


Blue

TRIANGLE LARGE


White


Grey


Red


Green


Blue

For information about the available grouts, please contact the sales department.

Technical features

STANDARD	FEATURES	VALUE REQUIRED	ROMBINI TRIANGLE
ISO 10545/3	water absorption	x >10%	17,0%
ISO 10545/9	thermal shock resistance	no alteration	no alteration
ISO 10545/11	crazing resistance	no alteration	no alteration
ISO 10545/13	acids and alkalis resistance	min B	A – B
ISO 10545/14	stains resistance	class 3	class 5
LEED 4.1		–	64% recycled material
VOC Emission			
Declaration of Contents			
SDS			
BPD3			
HPD			

Packing

SIZE	PCS·SQM	PCS·BOX	SQM·BOX	BOX·PAL	KG·BOX	KG·PAL	SQM·PAL
triangle extra small on net 18·31,5 cm	17,40	11	0,62	63	10,35	652,05	39,06
triangle small on net 18,6·31,5 cm	17	9	0,53	63	10,55	664,65	33,40
triangle large on net 18,6·31,5 cm	17	9	0,53	63	9,45	595,35	33,40
terminal extra small	–	10	2,69 ml		3,25		
terminal small	–	10	2,57 ml	–	3,25	–	–
terminal large	–	10	2,46 ml	–	3,25	–	–
listello 8·31,5·0,6 cm	–	–	–	–	–	–	–

MUTINA

Rombini
by Ronan & Erwan Bouroullec



ES

Información general
Consejos de colocación y mantenimiento
Colores
Especificación técnica
Embalaje

Ceramiche Mutina Spa

Via del Crociale 25 41042 Fiorano Modenese, Italia
T +39 0536812800 F +39 0536812808
info@mutina.it – www.mutina.it

División Contract
arch@mutina.it



Información general

colección	Rombini
diseño	Ronan & Erwan Bouroullec, 2015, 2021
producción	Industrial
material	TRIANGLE: gres prensado esmaltado
espesor	TRIANGLE EXTRA SMALL: 16 mm TRIANGLE SMALL, TRIANGLE LARGE: 22 mm LOSANGE: 4,7 mm
tamaño nominal	TRIANGLE EXTRA SMALL: 8 PZ 31,5·2·1,6 (12”·1”·0,6”), MALLA 18X31,5 (7”·12”) TRIANGLE SMALL: 5 PZ 31,5·3,5·2,2 CM (12”·1”·1”), MALLA 18,6·31,5 CM (7”·12”) TRIANGLE LARGE: 3 PZ 31,5·6·2,2 CM (12”·2”·1”),MALLA 18,6·31,5 CM (7”·12”)
especificaciones	TRIANGLE: – 3 formatos: Extra Small, Small y Large – 5 colores Matt White, Grey, Red, Green, Blue – 3 colores Glossy: Blanc, Gris, Rose – 2 colores glossy con esmalte craquelé: Vert y BrunPiezas complementarias: En Triangle, la forma del rombo se interpreta en su forma tridimensional, con el fin de crear juegos de luces y sombras en la superficie: los elementos, hechos en versiones grande y pequeña, parecen surgir del suelo y tener continuidad con el revestimiento de la pared. – La forma del triángulo se obtiene bajo máquina de alta presión en un molde 3D especial, luego se esmalta, corta y ensambla en la malla. – Al estar montado en una malla (como un mosaico), el triangle se puede usar también en superficies cóncavas o convexas curvas
piezas complementarias	TRIANGLE: Terminale Extra Small, Small y Large en todos los formatos y acabados Listello en todos los formatos y acabados
premios	Archiproducts Design Award 2016
normativa	Triangle UNI EN 14411 App J (BIIA group) GL

TRIANGLE EXTRA SMALL

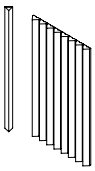

8 pcs 31,5·2·1,6
12”·1”·0,6”
malla 18x31,5
7”·12”

TRIANGLE SMALL

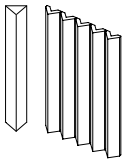

5 pcs 31,5·3,5·2,2 cm
12”·1”·1”
malla 18,6·31,5 cm
7”·12”

TRIANGLE LARGE

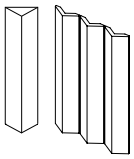

3 pcs 31,5·6·2,2 cm
12”·2”·1”
malla 18,6·31,5 cm
7”·12”

Terminal
Extra Small/Small/Large

Extra Small:
26,9· H 1,5· 2,8 cm
11”· H 1”·2”
Small:
25,7· H 1,5· 2,8 cm
10”· H 1”·2”
Large:
24,6· H 1,5· 2,8 cm
10”· H 1”·2”

Tapón de cierre disponible en todos los colores de la colección. 1 pieza de Terminal Small es modular con 7 piezas de Triangle small. 1 pieza de Terminal Large es modular con 4 piezas de Triangle Large. 1 pieza de Terminal Extra Small es modular con 12 piezas de Triangle Extra Small.

Extra Small

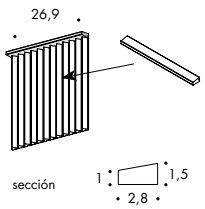

Small

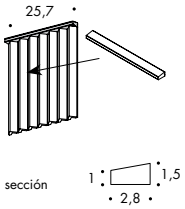

Large

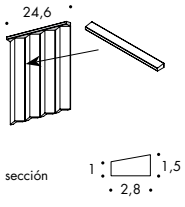

Listello di chiusura

9· 31,5· 0,6 cm
4”· 12”· 0,24”

Listelo con borde esmaltado para utilizar en la esquina como cierre de pared. Disponible en todos los colores de la colección.

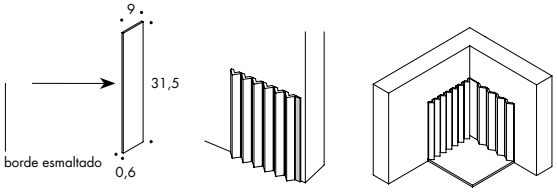

Triangle
Consejos de colocación y mantenimiento

uso	Revestimiento – Interior.
consejos de colocación	Colocar sobre paredes perfectamente planas y secas. Para el procedo de limpieza vea el video.
adhesivo recomendado	Cola para gres porcelánico de adhesión NO RÁPIDA para facilitar la aplicación de las piezas/hojas.
junta recomendada	Aplicar las hojas respetando la junta ya presente dentro de la hoja.
material de rejuntado recomendado	LECHADA DE CEMENTO: Rellenar a cada vez 0,5 m2 y lavar correctamente con agua limpia. Quitar adecuadamente los restos de lechada antes de que se seque por completo. LECHADA EPOXI: Rellenar a cada vez 0,5 m2 y lavar correctamente con agua limpia. Quitar adecuadamente los restos de lechada antes de que se seque por completo. Descargar la información de la lechada.
consejos para la limpieza de fin de obra	– Triangle Vert y Triangle Brun: no utilizar limpiadores abrasivos / no utilizar productos ácidos o alcalinos. / Craquelé es un tipo de cerámica vidriada caracterizada por microfisuras en la superficie, creadas deliberadamente como un acabado distintivo. Este proceso particular hace que el material sea sensible a los ácidos. para ordinario mantenimiento, se deben evitar los productos descalcificador, ya que pueden opacar la superficie. Proceda de la siguiente manera: 1. Tratamiento previo al rejuntado con FILA MP90, quitamanchas en base disolvente. 2. Rejuntado con lechada a base de cemento, posiblemente no rejuntar en contraste 3. Limpieza al final de la instalación con limpiador FILA CLEANER PRO, detergente neutro, diluir el producto en proporción 1:30 4. Limpieza final con FILA MP90 – Triangle Matt y Glossy: no utilizar limpiadores abrasivos, especialmente para acabados brillantes. LECHADA BASE CEMENTO DE GRANO FINO: Ácido tamponado (ej. Deterdek de FILA, Deltaplus de KERAKOLL, o similar). Mojar el suelo con agua, diluir el producto 1:5 con agua y viértalo en el suelo. Espere 5 minutos, luego use una almohadilla Scotch Brite blanca y enjuague bien con agua limpia. LECHADA EPOXY: Alcalina detergente (por ejemplo, Fugasoap de KERAKOLL, PS/87 de FILA). Mojar el suelo con agua, diluir el producto 1:5 con agua y verterlo sobre el suelo. espera por 5 minutos, luego use una almohadilla Scotch Brite blanca y enjuague bien con agua limpia. SILICONA: Disolvente para silicona (ej. Remosil). Viértalo directamente sobre la mancha, espere durante 1-2 minutos y elimine la marca con Scotch Brite. PINTURA: Normalmente se puede eliminar con agua, pero si utilizan pinturas a base de resinas o esmaltes particulares, lo mejor es preguntar al fabricante qué disolvente es el más adecuado.
limpieza general (instalación)	Triangle Vert y Triangle Brun: no utilice limpiadores abrasivos / no utilice productos ácidos o alcalinos. Para el mantenimiento ordinario, los productos descalcificador deben evitarse, porque pueden opacar la superficie. Triangle Matt y Glossy: no utilizar limpiadores abrasivos, especialmente para acabados brillantes.
calibre (medidas reales)	–

Rombini Triangle – Glossy Colors

TRIANGLE EXTRA SMALL


Blanc


Gris


Brun


Vert


Rose

TRIANGLE SMALL


Blanc


Gris


Brun


Vert


Rose

TRIANGLE LARGE


Blanc


Gris


Brun


Vert


Rose

Para obtener información sobre las juntas disponibles, comuníquese con la oficina de ventas.

Rombini Triangle – Matt Colors

TRIANGLE EXTRA SMALL


White


Grey


Red


Green


Blue

TRIANGLE SMALL


White


Grey


Red


Green


Blue

TRIANGLE LARGE


White


Grey


Red


Green


Blue

Para obtener información sobre las juntas disponibles, comuníquese con la oficina de ventas.

Especificación técnica

STANDARD	FEATURES	VALUE REQUIRED	ROMBINI TRIANGLE
ISO 10545/3	water absorption	x >10%	17,0%
ISO 10545/9	thermal shock resistance	no alteration	no alteration
ISO 10545/11	crazing resistance	no alteration	no alteration
ISO 10545/13	acids and alkalis resistance	min B	A – B
ISO 10545/14	stains resistance	class 3	class 5
LEED 4.1		–	64% recycled material
VOC Emission			
Declaration of Contents			
SDS			
BPD3			
HPD			

Embalaje

SIZE	PCS·SQM	PCS·BOX	SQM·BOX	BOX·PAL	KG·BOX	KG·PAL	SQM·PAL
triangle extra small on net 18·31,5 cm	17,40	11	0,62	63	10,35	652,05	39,06
triangle small on net 18,6·31,5 cm	17	9	0,53	63	10,55	664,65	33,40
triangle large on net 18,6·31,5 cm	17	9	0,53	63	9,45	595,35	33,40
terminal extra small	–	10	2,69 ml		3,25		
terminal small	–	10	2,57 ml	–	3,25	–	–
terminal large	–	10	2,46 ml	–	3,25	–	–
listello 8·31,5·0,6 cm	–	–	–	–	–	–	–

MUTINA

Rombini
by Ronan & Erwan Bouroullec



FR

Informations générales
Conseils de pose et d'entretien
Couleurs
Caractéristiques techniques
Emballage

Ceramiche Mutina Spa

Via del Crociale 25 41042 Fiorano Modenese, Italia
T +39 0536812800 F +39 0536812808
info@mutina.it – www.mutina.it

Département Contract
arch@mutina.it



Informations générales

collection	Rombini
design	Ronan & Erwan Bouroullec, 2015, 2021
production	Industrielle
matériel	TRIANGLE: corps de carreau pressé émaillé.
épaisseur	TRIANGLE EXTRA SMALL: 16 mm TRIANGLE SMALL, TRIANGLE LARGE: 22 mm
dimensions nominales	TRIANGLE EXTRA SMALL: 8 PCS 31,5·2·1,6 (12”·1”·0,6”), SUR TRAME 18X31,5 (7”·12”) TRIANGLE SMALL: 5 PCS 31,5·3,5·2,2 CM (12”·1”·1”), SUR TRAME 18,6·31,5 CM (7”·12”) TRIANGLE LARGE: 3 PCS 31,5·6·2,2 CM (12”·2”·1”), SUR TRAME 18,6·31,5 CM (7”·12”)
spécifications	TRIANGLE: – 3 formes : Extra Small, Small et Large – 5 couleurs Matt: White, Grey, Red, Green, Blue – 3 couleurs Glossy: Blanc, Gris, Rose – 2 couleurs glossy craquelé: Vert et Brun Dans Triangle, la forme du losange est interprétée dans sa forme tridimensionnelle, dans le but de créer des jeux d’ombre et de lumière sur la surface : les éléments, produits en versions Large, Small et Extra Small, semblent surgir du sol et se porter sur le revêtement mural. – La forme de triangle est obtenue par pressage dans un moule 3D sur mesure, puis émaillée, coupée et assemblée sur filet. – Étant assemblé sur un filet (comme une mosaïque) Triangle peut être également utilisé sur des surfaces incurvées concaves ou convexes.
pièces de finition	TRIANGLE: Terminal Small, Large et Extra Small, « Listello » dans toutes les couleurs et finitions.
primes	Archiproducts Design Award 2016
classification	Triangle UNI EN 14411 App J (BIIA group) GL

TRIANGLE EXTRA SMALL

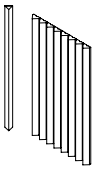

8 pcs 31,5·2·1,6
12”·1”·0,6”
sur trame 18x31,5
7”·12”

TRIANGLE SMALL

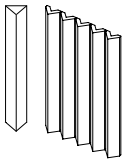

5 pcs 31,5·3,5·2,2 cm
12”·1”·1”
sur trame 18,6·31,5 cm
7”·12”

TRIANGLE LARGE

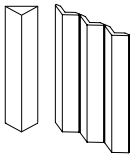

3 pcs 31,5·6·2,2 cm
12”·2”·1”
sur trame 18,6·31,5 cm
7”·12”

Terminal
Extra Small/Small/Large

Extra Small:
26,9· H 1,5· 2,8 cm
11”· H 1”·2”
Small:
25,7· H 1,5· 2,8 cm
10”· H 1”·2”
Large:
24,6· H 1,5· 2,8 cm
10”· H 1”·2”

Pièce de fermeture disponible dans toutes les couleurs de la collection. 1 pièce de Terminal Small est modulaire avec 7 pièces de Triangle Small. 1 pièce de Terminal Large est modulaire avec 4 pièces du Triangle Large. 1 pièce de terminal extra small est modulaire avec 12 pièces de Triangle Extra Small.

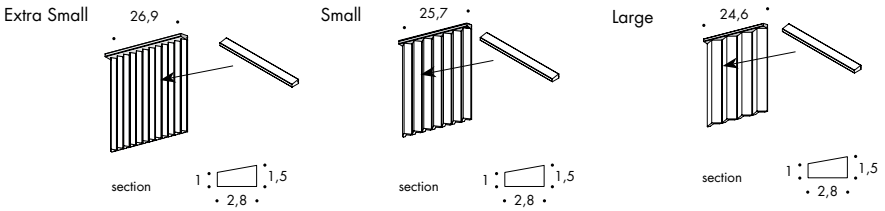

Listello di chiusura

9· 31,5· 0,6 cm
4”· 12”· 0,24”

Listello avec bord émaillé à utiliser dans l’angle comme fermeture murale. Disponible dans toutes les couleurs de la collection.

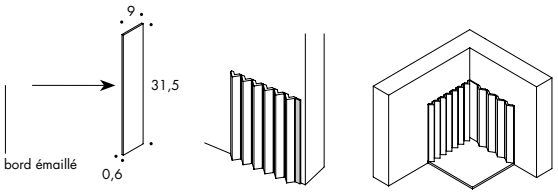

Triangle
Conseils de pose et d'entretien

destination d'utilisation	Revêtement mural - intérieur
conseils pour la pose	Poser sur les murs parfaitement propres, sans fissures, planes et secs. Pour plus d'information voir la video.
colle recommandée	Adhésif à SÉCHAGE NON RAPIDE pour grès cérame pour faciliter la pose des plaques.
dimension recommandée du joint	Placez les feuilles en respectant le même joint existant à l'intérieur de la feuille.
type de joint recommandé	JOINT DE CIMENT À GRAIN FIN : Jointer 0,5 m2 à la fois et laver abondamment à l'eau claire. Enlevez soigneusement toute trace de joint avant qu'il ne sèche complètement. JOINT ÉPOXY : Jointer 0,5 m2 à la fois et laver abondamment à l'eau claire. Enlevez soigneusement toute trace de joint avant qu'il ne sèche complètement. Ne pas utiliser pour Triangle Vert et Triangle Brun. Téléchargez le tableau des joints suggérés.
conseils pour le nettoyage de fin chantier	– Triangle Vert et Triangle Brun : ne pas utiliser de nettoyants abrasifs / ne pas utiliser de produits acides ou alcalins. / Craquelé est un type de céramique émaillée caractérisé par des micro-fissures sur la surface, délibérément créées comme une finition distinctive. Ce processus particulier rend le matériau sensible aux acides. Pour l'entretien ordinaire, les produits anti-calcaire sont à proscrire car ils peuvent ternir la surface. Veuillez procéder comme suit : 1. Traitement avant de jointer avec FILA MP90, protecteur anti-taches à base de solvant. 2. Jointer avec un produits à base de ciment, ton sur ton 3. Nettoyage en fin de pose avec le nettoyant FILA CLEANER PRO, détergent neutre, diluer le produit dans un rapport 1:30 4. Nettoyage final avec FILA MP90 – Triangle Matt et Glossy : ne pas utiliser de nettoyants abrasifs, en particulier pour les finitions brillantes. JOINT DE CIMENT À GRAIN FIN : Acide tamponné (ex. Deterdek de FILA, Deltaplus de KERAKOLL, ou similaire). Mouiller le sol avec de l'eau, diluer le produit 1:5 avec de l'eau et verser sur le sol. Attendre 5 minutes puis utiliser un tampon scotch Brite blanc et bien rincer à l'eau claire. JOINT ÉPOXY : Alcalin détergent (ex. Fugasoap de KERAKOLL, PS/87 de FILA). Mouiller le sol avec de l'eau, diluer le produit 1:5 avec de l'eau et le verser sur le sol. Attendre 5 minutes puis utiliser un tampon scotch Brite blanc et rincer abondamment à l'eau claire. SILICONE : Solvant pour silicone (ex. Remosil). Verser directement sur la tache, attendre pendant 1 à 2 minutes et enlever la marque avec du scotch Brite. PEINTURE : elle peut être éliminée habituellement avec l'eau.En cas d'utilisation de peintures avec des résines ou émaux spécifiques il vaut mieux demander à l'entreprise productrice de la couleur quel est le solvant le plus approprié.
entretien courant (produit posé)	Triangle Vert et Triangle Brun : ne pas utiliser de nettoyants abrasifs / ne pas utiliser de produits acides ou alcalins. Pour l'entretien ordinaire, les produits anti-calcaire doivent être évités, car ils peuvent ternir la surface. Triangle Matt et Glossy: ne pas utiliser de nettoyants abrasifs, en particulier pour les finitions brillantes.
calibres (dimensions réelles)	–

Rombini Triangle – Couleurs Glossy

TRIANGLE EXTRA SMALL


Blanc


Gris


Brun


Vert


Rose

TRIANGLE SMALL


Blanc


Gris


Brun


Vert


Rose

TRIANGLE LARGE


Blanc


Gris


Brun


Vert


Rose

Pour avoir plus d'informations sur les joints disponibles, contactez le service commercial.

Rombini Triangle – Couleurs Matt

TRIANGLE EXTRA SMALL


White


Grey


Red


Green


Blue

TRIANGLE SMALL


White


Grey


Red


Green


Blue

TRIANGLE LARGE


White


Grey


Red


Green


Blue

Pour avoir plus d'informations sur les joints disponibles, contactez le service commercial.

Caractéristiques techniques

STANDARD	FEATURES	VALUE REQUIRED	ROMBINI TRIANGLE
ISO 10545/3	water absorption	x >10%	17,0%
ISO 10545/9	thermal shock resistance	no alteration	no alteration
ISO 10545/11	crazing resistance	no alteration	no alteration
ISO 10545/13	acids and alkalis resistance	min B	A – B
ISO 10545/14	stains resistance	class 3	class 5
LEED 4.1		–	64% recycled material
VOC Emission			
Declaration of Contents			
SDS			
BPD3			
HPD			

Emballage

SIZE	PCS·SQM	PCS·BOX	SQM·BOX	BOX·PAL	KG·BOX	KG·PAL	SQM·PAL
triangle extra small on net 18·31,5 cm	17,40	11	0,62	63	10,35	652,05	39,06
triangle small on net 18,6·31,5 cm	17	9	0,53	63	10,55	664,65	33,40
triangle large on net 18,6·31,5 cm	17	9	0,53	63	9,45	595,35	33,40
terminal extra small	–	10	2,69 ml		3,25		
terminal small	–	10	2,57 ml	–	3,25	–	–
terminal large	–	10	2,46 ml	–	3,25	–	–
listello 8·31,5·0,6 cm	–	–	–	–	–	–	–